

MS training – Integrated national policies and measures

Reportnet 3

European Environment Agency

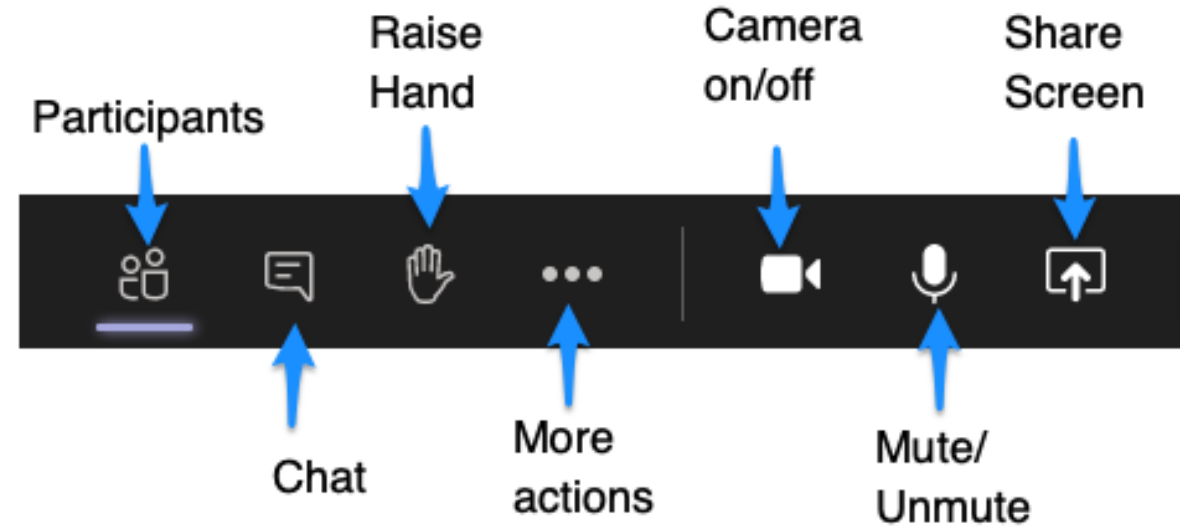
Photo: Tobias Terman Olsen

European Environment Agency



Welcome, Vítejte, Benvenuto, Sveiki, Dobrodošli

1. Please **mute** your microphone when joining the call.
2. Please indicate your intention to speak by **raising your hand** or sending a **message in the chat**, specifying your name and organisation.
3. Please only **unmute** your microphone when you are given the opportunity to speak.
4. Please remember to **lower your hand** after speaking, by clicking again on the hand symbol.
5. Please feel free to **ask questions** all along the meeting.



The meeting will **NOT** be recorded



Agenda (13.00-16.00 with 2 short breaks)

- Welcome
- Legal basis
- General introduction to Reportnet 3.0
- **Reporting on integrated PaMs
(Annex by Annex, Table by Table)**
- Validation
- QA/QC procedure
- Guidance and support
- Next steps

Q&A



Team: EEA, ETC CM, DG CLIMA, DG ENER

Speakers for this training session:

- **Magdalena Jóźwicka-Olsen** (EEA), coordinator of reporting on integrated policies and measures
- **William Keeling** (EEA), EEA coordinator of climate and energy progress reporting
- **Tom Dauwe** (ETC CM, VITO), lead reviewer/lead expert on policies and measures
- **Rodrigo Perez** (EEA), data and information service support

With the participation of:

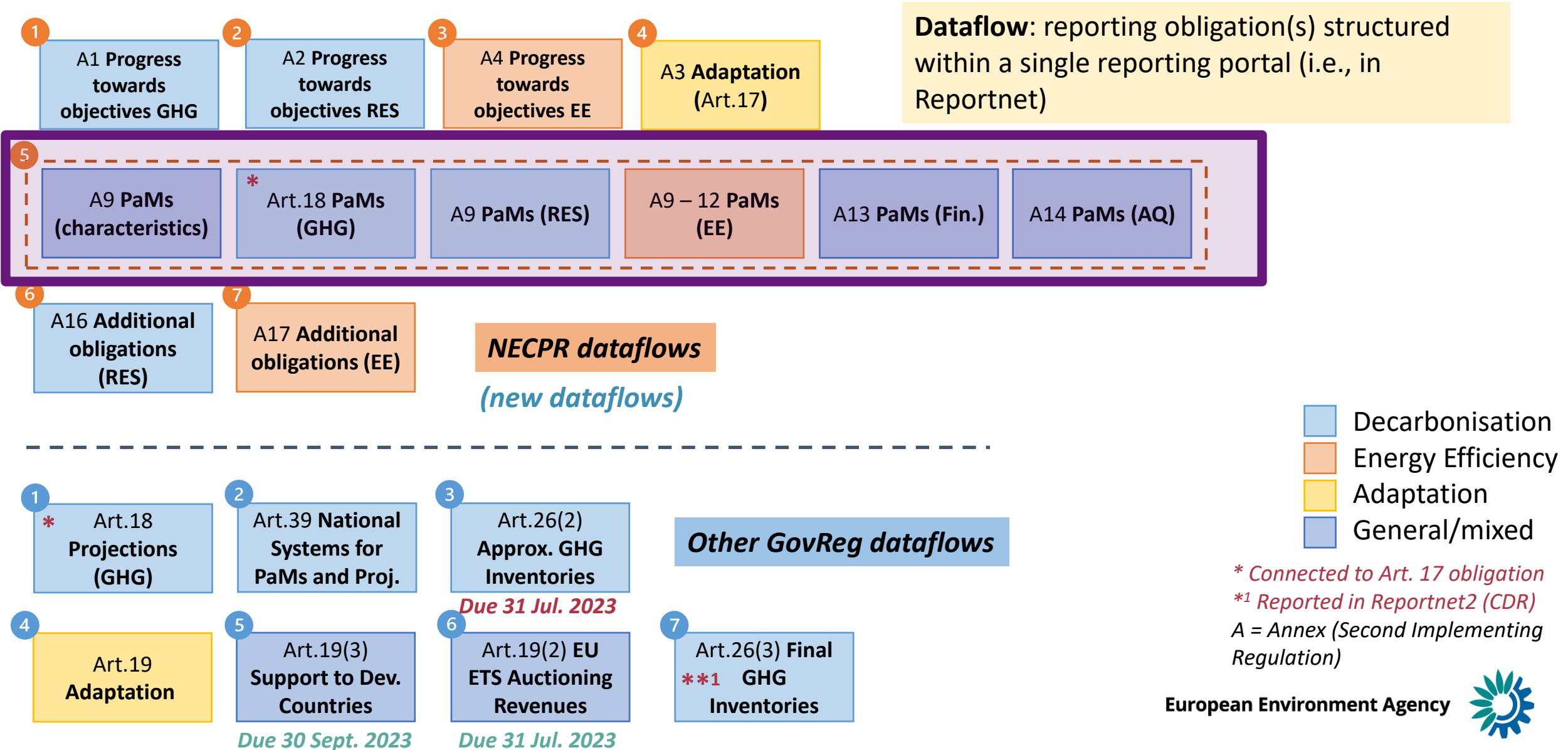
- **Guus van de Schouw** (DG ENER, Unit A1), Interinstitutional, Policy Coordination and Planning
- **Ronald van de Ven** (DG CLIMA, Unit A3), Effort Sharing and Policies & Measures
- **Stefano Santacroce** (DG CLIMA, Unit A2), Policy Analyst, Climate and energy progress reporting



Legal basis



EEA dataflows: Overview




Legal basis for reporting on integrated policies and measures

- Governance of the Energy Union and Climate Action Regulation ([EU 2018/1999](#)):
 - Article 17(2)(a),(c),(e); Article 18(1)(a); Article 20(b); Article 21(b),(c)
 - Annex VI
- Commission Implementing Regulation ([EU 2020/1208](#)):
 - Article 37
 - Annex XXIV
- Commission Implementing Regulation ([EU 2022/2299](#)):
 - Articles 7, 8, 9, 10, 11, 12
 - Annex IX,X,XI,XII, XIII, XIV, XV



Reportnet overview






 Login


The next generation for e-Reporting environmental and climate data


Reportnet 3 is the new e-Reporting platform for reporting environmental and climate data to the European Environment Agency (EEA). The platform embraces the strategic goals of the European Commission's Green Deal and Digital Strategy and hosts reporting tasks on behalf of EEA and the Commission.

The transition of reporting obligations from Reportnet 2 to Reportnet 3 will take a number of years. Therefore, Reportnet 2 will remain operational until all data flows are migrated and will then become an archive.

Reportnet 2 can be accessed here: <http://cdr.eionet.europa.eu/>




Need any help?
Please contact us at helpdesk@reportnet.europa.eu

- 
Supporting documents:
- Login
 - Reporter
 - Requester
 - Webforms
 - API

Dataflow status

View by obligation dataflow status and download reported data

View by country dataflow status and download reported data

External portals

EU Login

One account, many EU services

English (en) [dropdown arrow]

WARNING | 23-03-2022
Warning! Never validate an authentication request from the EU Login Mobile app (by entering your PIN, fingerprint or face ID), unless you have actively triggered an EU Login request just before!

Reportnet 3 requires you to authenticate

Sign in to continue

Welcome back


msfdreportnet3login@gmail.com
(External)

[Sign in with a different e-mail address?](#)

Password

[Lost your password?](#)

Choose your verification method

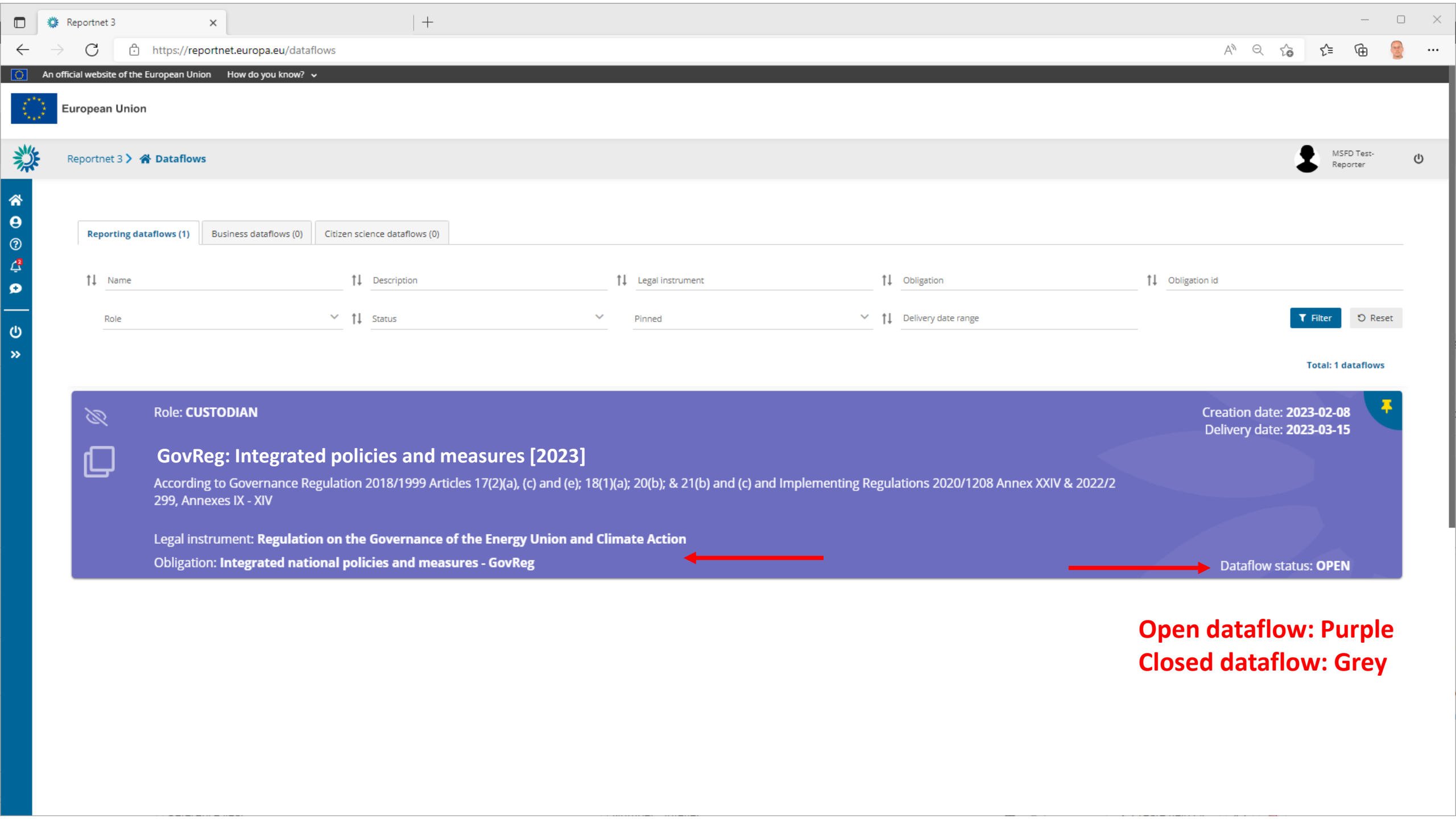
	Password Authenticate to EU Login with only your password.	▼
---	--	---

Sign in

Guidance on getting EU login and registering on the platform can be found in [this document](#).

Easy, fast and secure: download the **EU Login app**





Reporting dataflows (1) | Business dataflows (0) | Citizen science dataflows (0)

Name	Description	Legal instrument	Obligation	Obligation id
Role	Status	Pinned	Delivery date range	

Filter | Reset

Total: 1 dataflows

Role: **CUSTODIAN** | Creation date: 2023-02-08 | Delivery date: 2023-03-15

GovReg: Integrated policies and measures [2023]

According to Governance Regulation 2018/1999 Articles 17(2)(a), (c) and (e); 18(1)(a); 20(b); & 21(b) and (c) and Implementing Regulations 2020/1208 Annex XXIV & 2022/299, Annexes IX - XIV

Legal instrument: **Regulation on the Governance of the Energy Union and Climate Action**

Obligation: **Integrated national policies and measures - GovReg** | Dataflow status: **OPEN**

Open dataflow: Purple
Closed dataflow: Grey



Dataflow - Czechia

Integrated national policies and measures [TEST]



Dataflow help



Annex (PaMs attributes and progress)



Annex X - new PaMs EED



Annex XII - EED Article 5



Annex XIII - Financing



Annex XIV - Air quality



Attachments



Annex XI - EED Article 7



Release to data collection





Dataflow help

Integrated national policies and measures [TEST]

Supporting documents | Web links | Dataset schemas

Upload

Title	Description	Category	Language	Public	Upload date	Size	File	Actions
Reporting guidelines - Dataflow 9 to 14 - Policies and measures_clean.pdf	Reporting guidelines - Dataflow 9 to 14 - Policies and measures	pdf	English		2023-02-10	4.67 MB		 



Download link(s) here

- Reporting guidance documentation
- Import templates
- Useful weblinks



Dataflow - Austria

Integrated national policies and measures [TEST]



Dataflow help



Annex (PaMs attributes and progress)



Annex XIII - Financing



Annex XIV - Air quality



Attachments



Annex X - new PaMs EED



Annex XI - EED Article 7



Annex XII - EED Article 5



Release to data collection

- Dataflows
- User profile details
- Help
- Notifications
- System notifications

- Properties
- Releasing status
- Public status
- Export schema
- API-key

- Manage reporters**
- Dataflow users list**

Automatic delete

Logout



Manage reporters (as lead reporter):
Add additional reporters to access dataflow
Reporters cannot release to data collection


Dataflow user list:
View who is selected as reporters

Webform input

Key attributes



But before
Building blocks



PaMs: Integrated PaM reporting

A – Annex to (EU) 2020/1208 ; A – Annex to (EU) 2022/2299

PaMs /A (Annexes), T (Tables)	Annex (PaMs attributes and progress)				A10	A11	A12	A13	A14
	A(9) T1	A24 T1	A(9) T4	A(9) T3&5					
Decarbonisation - GHG									
Decarbonisation - RES									
Energy efficiency									
Energy Efficiency (new policies and measures)									
Energy Efficiency (energy savings EED Art 7)									
Energy Efficiency (public buildings EED Art 5)									
Energy security									
Internal Energy Market									
Research, Innovation and Competitiveness									




Annex (PaMs attributes and progress)

PaMs: Integrated PaM reporting

A – Annex to (EU) 2020/1208 ; A – Annex to (EU) 2022/2299

PaMs /A (Annexes), T (Tables)	Annex (PaMs attributes and progress)					A10	A12	A13	A14
	A(9) T1	A24 T1	A24 T2&3	A(9) T2&4	A(9) T3&5				
Decarbonisation - GHG									
Decarbonisation - RES									
Energy efficiency									
Energy Efficiency (new policies and measures)									
Energy Efficiency (energy savings EED Art 7)									
Energy Efficiency (public buildings EED Art 5)									
Energy security									
Internal Energy Market									
Research, Innovation and Competitiveness									



Annex XI -
EED Article 7

PaMs: PaMs attributes and progress – starting point for all PaMs



Reportnet 3 > Dataflows > Dataflow > Czechia



Magdalena Jozwicka



Dataflow - Czechia

Integrated national policies and measures [TEST]



Dataflow help



Annex (PaMs attributes and progress)



Annex X - new PaMs EED



Annex XII - EED Article 5



Annex XIII - Financing



Annex XIV - Air quality



Attachments



Annex XI - EED Article 7



Release to data collection

PaMs: PaMs attributes and progress – 3 ways to start

The screenshot shows a web application interface. At the top, there is a breadcrumb navigation: Reportnet 3 > Dataflows > Dataflow > Czechia > Dataset. On the right, a user profile for Magdalena Jozwicka is visible. The main content area features a title 'Annex (PaMs attributes and progress) Pending' with a subtitle 'Integrated national policies and measures [TEST] - Czechia'. Below the title is a toolbar with buttons for 'Import dataset data', 'Export dataset data', 'Delete dataset data', 'Validate', 'Show validations', 'QC rules', 'Dashboards', 'Manage copies', and 'Refresh'. To the right of the toolbar are two tabs: 'Tabular data' and 'Webform', with 'Webform' being the active tab. The main heading for the webform is 'Webform for reporting on greenhouse gas policies and measures under the Governance Regulation (EU2018/1999)'. Below this heading are two sections: 'Single:' with an '+ Add single' button, and 'Group:' with an '+ Add group' button. At the bottom, there is a table placeholder that says 'Empty table' and 'There is no data to show'.

Reportnet 3 > Dataflows > Dataflow > Czechia > Dataset

Magdalena Jozwicka

Annex (PaMs attributes and progress) *Pending*

Integrated national policies and measures [TEST] - Czechia

Import dataset data Export dataset data Delete dataset data Validate Show validations QC rules Dashboards Manage copies Refresh

Tabular data **Webform**

Webform for reporting on greenhouse gas policies and measures under the Governance Regulation (EU2018/1999)

Single: [+ Add single](#)

Group: [+ Add group](#)

Empty table

There is no data to show

Webform input 1

Key attributes



PaMs: 3 ways to start – manually add PaMs

Reportnet 3 > Dataflows > Dataflow > Czechia > Dataset

Magdalena Jozwicka

Annex (PaMs attributes and progress) *Pending*

Integrated national policies and measures [TEST] - Czechia

Import dataset data Export dataset data Delete dataset data Validate Show validations QC rules Dashboards Manage copies Refresh

Tabular data Webform

Webform for reporting on gre

Single: + Add single

Group: + Add group

Empty table

There is no data to show

YES, there is a better way but let's look first at the process and a clean webform

PaMs: 7 tables added-RES: Ex-ante&ex-post; RES: Costs&benefits)

Annex (PaMs attributes and progress) *Pending*

Integrated national policies and measures [TEST] - Czechia

[Import dataset data](#) [Export dataset data](#) [Delete dataset data](#) [Validate](#) [Show validations](#) [QC rules](#) [Dashboards](#) [Manage copies](#) [Refresh](#)

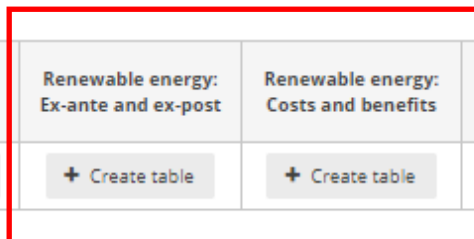
[Tabular data](#) [Webform](#)

Webform for reporting on greenhouse gas policies and measures under the Governance Regulation (EU2018/1999)

Single: 1 [+ Add single](#)

Group: [+ Add group](#)

Actions	Validations	PaM Number	PaM number in NECP	Name	Name in national language	Single or group	Key characteristics	GHG: Ex-ante and ex-post	GHG: Costs and benefits	Renewable energy: Ex-ante and ex-post	Renewable energy: Costs and benefits	Energy efficiency: Ex-ante and ex-post	Energy efficiency: Costs and benefits
		1				Single	Edit table	+ Create table	+ Create table	+ Create table	+ Create table	+ Create table	+ Create table



Annex (PaMs attributes and progress) *Pending*

Integrated national policies and measures [TEST] - Czechia

Import dataset data Export dataset data Delete dataset data Validate Show validations QC rules Dashboards Manage copies Refresh

Tabular data **Webform**

Webform for reporting on greenhouse gas policies and measures under the Governance Regulation (EU2018/1999)

Single: **1** + Add single

Group: + Add group

Overview

- Key Characteristics**
- GHG: Ex-ante and ex-post
- GHG: Costs and benefits
- Renewable energy: Ex-ante and ex-post
- Renewable energy: Costs and benefits
- Energy efficiency: Ex-ante and ex-post
- Energy efficiency: Costs and benefits

Annex IX - Key characteristics and progress towards implementing policies and measures

Use this to order the PaMs to your convenience

PaM Id **1**

Annex (PaMs attributes and progress) *Pending*

Integrated national policies and measures [TEST] - Czechia

Import dataset data Export dataset data Delete dataset data Validate Show validations QC rules Dashboards Manage copies Refresh

Tabular data Webform

Webform for reporting on greenhouse gas policies and measures under the Governance Regulation (EU2018/1999)

Single: 1 + Add single

Group: + Add group

Overview

- Key Characteristics**
- GHG: Ex-ante and ex-post
- GHG: Costs and benefits
- Renewable energy: Ex-ante and ex-post
- Energy efficiency: Costs and benefits

i hover over information buttons for more guidance

***** mandatory fields are marked with red asterisks (most of them are blockers → preventing submission)

Annex IX - Key characteristics and progress towards implementing policies and measures

Use this to order the PaMs to your convenience

PaM Id ***** **i**

1



1

PaM number in NECP [?]

Name of PaM or group of PaMs * [?]


Name of PaM or group of PaMs in national language

Is this a single PaM or a group of PaMs? *

Single ▾

Single

Group



0

Dimensions *

+ Add record

Relevant Union dimension(s) affected * [?]





1

PaM number in NECP [?]

Name of PaM or group of PaMs * [?]

Name of PaM or group of PaMs in national language

Is this a single PaM or a group of PaMs? *

Single ▼

Short description *

0

Dimensions *

+ Add record

Relevant Union dimension(s) affected * [?]





1

PaM number in NECP [?]

Name of PaM or group of PaMs * [?]

Name of PaM or group of PaMs in national language

Is this a single PaM or a group of PaMs? *

Group ▼

Single

Group

▼



0

Dimensions *

+ Add record

Relevant Union dimension(s) affected * [?]





1

PaM number in NECP [?]

Name of PaM or group of PaMs * [?]

Name of PaM or group of PaMs in national language

Is this a single PaM or a group of PaMs? *

Group ▼

Which policies or measures does the group cover?

▼

Short description *

0

Dimensions *

Submit



Dimensions *

+ Add record

Relevant Union dimension(s) affected *

-- None --

Relevant objective, target or contribution the policy or measure contributes to *

-- None --

Geographical coverage *

-- None --

Sector(s) affected and Objective(s) *

Sector affected *

-- None --

Select Objective(s) *

Selected **dimensions** will trigger other elements, such as:

- objectives, targets, contributions,
- appearing dimension-specific reporting elements

+ Add record



0

Dimensions *

+ Add record

Relevant Union dimension(s) affected *



Decarbonisation: GHG emissions and removals ▼

🔍

-- None --

Decarbonisation: GHG emissions and removals

Decarbonisation: Renewable energy

Energy efficiency

Energy security

Internal energy market

Research, innovation and competitiveness

Projections scenario in which the PaM is included

-- None -- ▼

Geographical coverage *

-- None -- ▼

Sector(s) affected and Objective(s) *


+ Add record



Sector affected *

Dimensions *

+ Add record

Relevant Union dimension(s) affected * 



Decarbonisation: GHG emissions and removals

Relevant objective, target or contribution the policy or measure contributes to *

Member State's binding national target for greenhouse gas emissions and the annual binding national limits pursuant to Regulation (EU) 2018/842

-- None --

Member State's binding national target for greenhouse gas emissions and the annual binding national limits pursuant to Regulation (EU) 2018/842

Member State's commitments pursuant to Regulation (EU) 2018/841

Other objectives and targets, including sector targets and adaptation goals

-- None --

Geographical coverage *

-- None --

Sector(s) affected and Objective(s) *

+ Add record

Sector affected *



-- None --

Select Objective(s) * 



Dimensions *

+ Add record

Relevant Union dimension(s) affected *



Decarbonisation: GHG emissions and removals

Relevant objective, target or contribution the policy or measure contributes to *

Member State's binding national target for greenhouse gas emissions and the annual binding national limits pursuant to Regulation (EU) 2018/842

GHG(s) affected

Carbon dioxide (CO2); Nitrous oxide (N2O)

Search value

Carbon dioxide (CO2)

Hydrofluorocarbons (HFC)

Methane (CH4)

Nitrogen trifluoride (NF3)

Nitrous oxide (N2O)

Perfluorocarbons (PFC)

Geogra

-- None --

Sector(s) affected and Objective(s) *

+ Add record

Sector affected *



-- None --



Dimensions *

+ Add record



Relevant Union dimension(s) affected * ?

Decarbonisation: GHG emissions and removals



Relevant objective, target or contribution the policy or measure contributes to *

Member State's binding national target for greenhouse gas emissions and the annual binding national limits pursuant to Regulation (EU) 2018/842



GHG(s) affected

Carbon dioxide (CO2); Nitrous oxide (N2O)



Projections scenario in which the PaM is included

-- None --



Search value



-- None --

Not included in a projections scenario

With additional measures

With existing measures

Without measures



Geogra

-- Non

Sector(s) affected and Objective(s) *

+ Add record



Sector affected *


-- None --





Dimensions *

+ Add record

Relevant Union dimension(s) affected * 

Decarbonisation: GHG emissions and removals

Relevant objective, target or contribution the policy or measure contributes to *

Member State's binding national target for greenhouse gas emissions and the annual binding national limits pursuant to Regulation (EU) 2018/842

GHG(s) affected

Carbon dioxide (CO2); Nitrous oxide (N2O)

Projections scenario in which the PaM is included

With additional measures

Add more dimensions if relevant



Geographical coverage *

-- None --

Sector(s) affected and Objective(s) *

+ Add record

Sector affected *

-- None --






Dimensions *

+ Add record

Relevant Union dimension(s) affected * 

Energy security 


Relevant objective, target or contribution the policy or measure contributes to *

-- None -- 



- None --
- National objectives with regard to addressing constrained or interrupted supply of an energy source, for the purpose of improving the resilience of regional and national energy systems
- National objectives with regard to increasing the diversification of energy sources and supply from third countries, the purpose of which may be to reduce energy import dependency
- National objectives with regard to increasing the flexibility of the national energy system, in particular by means of deploying domestic energy sources, demand response and energy storage
- National objectives with regard to reducing energy import dependency from third countries, for the purpose of increasing the resilience of regional and national energy systems


Geographical coverage *


-- None -- 

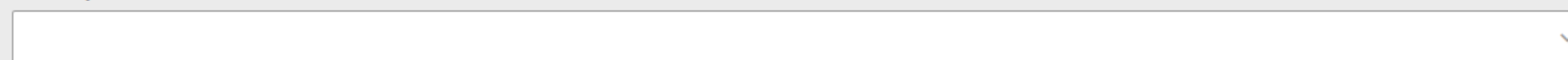
Sector(s) affected and Objective(s) *

+ Add record

Sector affected *

-- None -- 

Select Objective(s) * 





Dimensions *

+ Add record

Relevant Union dimension(s) affected *



Energy security

Relevant objective, target or contribution the policy or measure contributes to *

National objectives with regard to increasing the diversification of energy sources and supply from third countries, the purpose of which may be to reduce energy impc

Vector(s) affected

Electricity; Nuclear

Search value

Electricity

Gas

Heat

Nuclear

Other fuels

Petroleum products

Geogra

-- Non

Sector(s) affected and Objective(s) *

+ Add record

Sector affected *



-- None --

Select Objective(s) *



Relevant Union dimension(s) affected *

Energy security



Relevant objective, target or contribution the policy or measure contributes to *

National objectives with regard to increasing the diversification of energy sources and supply from third countries, the purpose of which may be to reduce energy impc



Vector(s) affected

Electricity; Nuclear



Geographical coverage *

-- None --



Sector(s) affected and Objective(s) *

+ Add record



Sector affected *

-- None --



Select Objective(s) *



Quantified Objective *



Relevant Union dimension(s) affected *

Energy security



Relevant objective, target or contribution the policy or measure contributes to *

National objectives with regard to increasing the diversification of energy sources and supply from third countries, the purpose of which may be to reduce energy impc



Vector(s) affected

Electricity; Nuclear



Geographical coverage *

-- None --



Search value



-- None --

Covering two or more countries

Local

National

Regional

+ Add record



-- None --



Select Objective(s) *

Quantified Objective *




Sector(s) affected and Objective(s) *


+ Add record

Sector affected *

-- None --




Select Objective(s) * 


Quantified Objective * 

0

Assessment of the contribution of the policy or measure to the achievement of the Union's climate-neutrality objective set out in Article 2(1) of Regulation 2021/1119 and to the achievement of the long-term strategy referred to in Article 15 Regulation (EU) 2018/1999 *

0

Type of policy Instrument * 

Union policy which resulted in the implementation of the PaM 

Related / Non related *



Sector(s) affected and Objective(s) *

+ Add record

Sector affected *

Energy consumption

Select Objective(s) *

Increase in renewable energy sources in the electricity sector; Reduction of losses

Search value

Increase in renewable energy sources in the electricity sector

Increase in renewable energy in the heating and cooling sector

Switch to less carbon-intensive fuels

Enhanced non-renewable low carbon generation (nuclear)

Reduction of losses

Efficiency improvement in the energy and transformation sector

Quantity

Assessment

the achievement of the long-term strategy referred to in Article 15 Regulation (EU) 2018/1999 *

Type of policy Instrument *

[Empty dropdown menu]

- one sector at once
- depending on the selected sectors affected-> objectives are preselected
- multiselect for objectives
- 'search function' available
- 'other objective(s)' at the bottom of the list adds new field to provide information




Sector(s) affected and Objective(s) *

+ Add record

Sector affected *


Energy consumption

Select Objective(s) * 


Increase in renewable energy sources in the electricity sector; Reduction of losses; Other objective(s)

Other Objective(s)

+ Add record

Quantified Objective * 

Assessment of the contribution of the policy or measure to the achievement of the Union's climate-neutrality objective set out to the achievement of the long-term strategy referred to in Article 15 Regulation (EU) 2018/1999 *

Type of policy Instrument * 

For 'other objective(s)' click '+ add record' to provide information





Sector(s) affected and Objective(s) *


+ Add record

Sector affected *



Energy consumption



Select Objective(s) * 

Increase in renewable energy sources in the electricity sector; Reduction of losses; Other objective(s)




Other Objective(s)

+ Add record

Other Objective



0

Quantified Objective * 

0

Assessment of the contribution of the policy or measure to the achievement of the Union's climate-neutrality objective set out in Article 2(1) of Regulation 2021/1119 and to the achievement of the long-term strategy referred to in Article 15 Regulation (EU) 2018/1999 *



Sector(s) affected and Objective(s) *

+ Add record

Sector affected *

Energy consumption

Select Objective(s) *

Increase in renewable energy sources in the electricity sector; Reduction of losses

Add more sectors if relevant



Quantified Objective *


0


Assessment of the contribution of the policy or measure to the achievement of the Union's climate-neutrality objective set out in Article 2(1) of Regulation 2021/1119 and to the achievement of the long-term strategy referred to in Article 15 Regulation (EU) 2018/1999 *

0


Type of policy Instrument *


Union policy which resulted in the implementation of the PaM


Type of policy Instrument * 

Union policy which resulted in the implementation of the PaM 

Related / Non related *

Select Union policy/policies * 

Select Relevant Provision(s) - only for dimensions 'Decarbonisation: Renewable energy' and 'Energy efficiency' 

Status of implementation * 


Implementation Period

Start year *

0

Finish year *

0

Comment on Implementation Period 

0



Entities responsible for implementing the policy *

+ Add record

Type *

National government
Regional entities
Local government
Companies / businesses / industrial associations
Research institutions
Others

Indicators used to monitor and evaluate progress over time (ex-post or ex-ante)

+ Add record

Update since last submission *

-- None --

Explanations of the update

Progress against policy objective *



Indicators used to monitor and evaluate progress over time (ex-post or ex-ante)

+ Add record

Description



0

Unit *

0

Year #1 *

Year #2 *

Year #3 *

Year #4 *

0

0

0

0

Value #1 *

Value #2 *

Value #3 *

Value #4 *

0

0

0

0

Update since last submission *

-- None --



Explanations of the update



Update since last submission *

-- None --

- None --
- Abolition/termination/completion of measure
- Adoption of a new measure, conclusion of agreement, publication of legislation
- Amendments, implementation or design changes and extension of an on-going measure
- Commencement/enforcement of a measure/programme
- Continuation of existing measures/no significant updates
- Drafts, announcements, commitments, planned measures, discussions for a new measure

Progress against policy objective *

0

Progress against policy indicators

+ Add record

Reference to assessments and underpinning technical reports *

+ Add record

Reference

0

URL




Update since last submission *

Adoption of a new measure, conclusion of agreement, publication of legislation

Explanations of the update

0

Progress against policy objective * 

0

Progress against policy indicators

+ Add record


Reference to assessments and underpinning technical reports *

+ Add record

Reference

0

URL





Progress against policy objective *

0

Progress against policy indicators

[+ Add record](#)

Indicator

0

Year

0

Value

0

Unit

0



Reference to assessments and underpinning technical reports *

[+ Add record](#)

Reference





Reference to assessments and underpinning technical reports *

+ Add record

Reference



Presentation last saved: Just now

0

URL

0

General Comments *

0



Reference to assessments and underpinning technical reports *

+ Add record

Reference



Presentation last saved: Just now

0

URL

0

End of table: Key characteristics

General Comments *

0

PaMs: We are still here - PaM attributes and progress



Reportnet 3 > Dataflows > Dataflow > Czechia



Magdalena Jozwicka



Dataflow - Czechia

Integrated national policies and measures [TEST]



Dataflow help



Annex (PaMs attributes and progress)



Annex X - new PaMs EED



Annex XII - EED Article 5



Annex XIII - Financing



Annex XIV - Air quality



Attachments



Annex XI - EED Article 7



Release to data collection

PaMs: GHG: Ex -post/ex-ante



Annex (PaMs attributes and progress) *Pending*

Integrated national policies and measures [TEST] - Poland

Import dataset data Export dataset data Delete dataset data

Validate Show validations QC rules Dashboards Manage copies Refresh

Tabular data

Webform

Webform for reporting on greenhouse gas policies and measures under the Governance Regulation (EU2018/1999)

Single:

1

+ Add single

Group:

+ Add group

Overview

Key Characteristics

GHG: Ex-ante and ex-post

GHG: Costs and benefits

Renewable energy: Ex-ante and ex-post

Renewable energy: Costs and benefits

Energy efficiency: Ex-ante and ex-post

Energy efficiency: Costs and benefits

GHG - Available results of ex-ante and ex-post assessments of the effects of individual or groups of policies and measures on mitigation of climate change

There are no records in the table

PaMs: GHG: Ex -post/ex-ante



Annex (PaMs attributes and progress) *Pending*

Integrated national policies and measures [TEST] - Poland

Import dataset data Export dataset data Delete dataset data

Validate Show validations QC rules Dashboards Manage copies Refresh

Tabular data

Webform

Webform for reporting on greenhouse gas policies and measures under the Governance Regulation (EU2018/1999)

Single:

1

+ Add single

Group:

+ Add group

Overview

Key Characteristics

GHG: Ex-ante and ex-post

GHG: Costs and benefits

Renewable energy: Ex-ante and ex-post

Renewable energy: Costs and benefits

Energy efficiency: Ex-ante and ex-post

Energy efficiency: Costs and benefits

GHG - Available results of ex-ante and ex-post assessments of the effects of individual or groups of policies and measures on mitigation of climate change

There are no records in the table



Annex (PaMs attributes and progress) *Pending*

Integrated national policies and measures [TEST] - Poland

Import dataset data | Export dataset data | Delete dataset data

Validate | Show validations | QC rules | Dashboards | Manage copies | Refresh

Tabular data | Webform

Webform for reporting on greenhouse gas policies and measures under the Governance Regulation (EU2018/1999)

Single:

1

+ Add single

Group:

+ Add group

Actions	Validations	PaM Number	PaM number in NECP	Name	Name in national language	Single or group	Key characteristics	GHG: Ex-ante and ex-post	GHG: Costs and benefits	Renewable energy: Ex-ante and ex-post	Renewable energy: Costs and benefits	Energy efficiency: Ex-ante and ex-post	Energy efficiency: Costs and benefits
		1				Single	Edit table	+ Create table	+ Create table	+ Create table	+ Create table	+ Create table	+ Create table





Overview

Key Characteristics

GHG: Ex-ante and ex-post

GHG: Costs and benefits

Renewable energy: Ex-ante and ex-post

Renewable energy: Costs and benefits

Energy efficiency: Ex-ante and ex-post

Energy efficiency: Costs and benefits

GHG - Available results of ex-ante and ex-post assessments of the effects of individual or groups of policies and measures on mitigation of climate change

Member States shall report on the policies and measures or groups of policies and measures that contribute to dimension Decarbonisation: GHG emissions and removals. Member States shall report on all the policies and measures or groups of policies and measures for which such assessment is available.

PaM Id: 1

Name of PaM or group of PaMs:

Policy impacting EU ETS, LULUCF and/or ESD/ESR emissions + ⓘ

ESD/ESR

Ex-ante assessment

GHG emissions reductions for year 2025 (kt CO₂-equivalent per year)

EU ETS

ESR

LULUCF ⓘ

Total ⓘ

0

0

0

0

GHG emissions reductions for year 2030 (kt CO₂-equivalent per year)

EU ETS

ESR

LULUCF ⓘ

Total ⓘ

0

0

0

0

GHG emissions reductions for year 2035 (kt CO₂-equivalent per year)

EU ETS

ESR

LULUCF ⓘ

Total ⓘ



GHG emissions reductions for year 2040 (kt CO₂-equivalent per year)

EU ETS

0

ESR

0

LULUCF ¹

0

Total ¹

0

Explanation of the basis for the mitigation estimates *

0

Factors affected by the PaM *

0

Documentation / Source of estimation if available

+ Add record

Reference

0



URL

0



Ex-post assessment ⁱ

GHG emissions reductions (kt CO2-equivalent per year)

+ Add record

Year

0

EU ETS

0

ESD/ESR

0

LULUCF ⁱ

0

Total ⁱ

0



Documentation / Source of estimation if available

+ Add record

Reference

0

URL

0





Overview

Key Characteristics

GHG: Ex-ante and ex-post

GHG: Costs and benefits

Renewable energy: Ex-ante and ex-post

Renewable energy: Costs and benefits

Energy efficiency: Ex-ante and ex-post

Energy efficiency: Costs and benefits

GHG - Available projected and realised costs and benefits of individual or groups of policies and measures on mitigation of climate change

Member States shall report on the policies and measures or groups of policies and measures that contribute to dimension Decarbonisation: GHG emissions and removals. Member States shall report on all the policies and measures or groups of policies and measures for which such assessment is available.

PaM Id: 1

Name of PaM or group of PaMs:

Projected costs and benefits *

Year(s) for which cost has been calculated * ⁱ

Price reference year *

Cost *

Gross costs in EUR per tonne CO₂eq reduced/sequestered *

Absolute gross costs per year in EUR *

Benefit * ⁱ

Benefits in EUR per tonne CO₂eq reduced/sequestered * ⁱ

Absolute benefit per year in EUR * ⁱ

Please ignore red asterisks, fields are mandatory. Where available



0

0

Net Cost *

Net costs in EUR per tonne CO2eq reduced/sequestered *

Absolute net cost per year in EUR *

0

0

Description of cost estimates (basis for cost estimate, what type of costs are included in the estimate, methodology) ¹

0

Documentation / Source of cost estimation

+ Add record

Description of non-GHG mitigation benefits

0

Realised costs and benefits *

Year(s) for which cost has been calculated * ¹

0

Price reference year *





Realised costs and benefits *

Year(s) for which cost has been calculated *

0

Price reference year *

0

Cost *

Gross costs in EUR per tonne CO2eq reduced/sequestered *

0

Absolute gross costs per year in EUR *

0

Benefit *

Benefits in EUR per tonne CO2eq reduced/sequestered *

0

Absolute benefit per year in EUR *

0

Net Cost *

Net costs in EUR per tonne CO2eq reduced/sequestered *

0

Absolute net cost per year in EUR *

0

Description of cost estimates (basis for cost estimate, what type of costs are included in the estimate, methodology)



0

Documentation / Source of cost estimation

+ Add record

Reference



0

URL

0

Description of non-GHG mitigation benefits

0





Single:

1

+ Add single

Group:

+ Add group

Overview

Key Characteristics

GHG: Ex-ante and ex-post

GHG: Costs and benefits

Renewable energy: Ex-ante and ex-post

Renewable energy: Costs and benefits

Energy efficiency: Ex-ante and ex-post

Energy efficiency: Costs and benefits

Annex IX - Available results of ex-ante and ex-post assessments of the effects of individual or groups of policies and measures on renewable energy production

Member States shall report on the policies and measures or groups of policies and measures that contribute to dimension Decarbonisation: Renewable energy. Member States shall report on all the policies and measures or groups of policies and measures for which such assessment is available.

PaM Id: 1

Name of PaM or group of PaMs:

Ex-ante assessment

Renewable energy production (ktoe/year)

Renewable energy in 2025

0

Renewable energy in 2030

0

Renewable energy in 2035

0

Renewable energy in 2040

0

Explanation of the basis for the estimate

0



Overview

Key Characteristics

GHG: Ex-ante and ex-post

GHG: Costs and benefits

Renewable energy: Ex-ante and ex-post

Renewable energy: Costs and benefits

Energy efficiency: Ex-ante and ex-post

Energy efficiency: Costs and benefits

Annex IX - Available results of ex-ante and ex-post assessments of the effects of individual or groups of policies and measures on energy efficiency

Member States shall report on the policies and measures or groups of policies and measures that contribute to dimension Energy efficiency. Member States shall report on all the policies and measures or groups of policies and measures for which such assessment is available.

PaM Id: 1

Name of PaM or group of PaMs:

Ex-ante assessment

Energy reductions (ktoe/year, final energy)

Energy reductions in 2025

0

Energy reductions in 2030

0

Energy reductions in 2035

0

Energy reductions in 2040

0

Explanation of the basis for the estimate

0

Documentation / Source of ex-ante estimation if available

+ Add record

Ex-post assessment

Webform input 2

Key attributes

Import pre-loading




PaMs: Imports – pre-loading – an easier way to start


Annex (PaMs attributes and progress) *Pending* Integrated national policies and measures [TEST] - Austria

 Import dataset data  Export dataset data  Delete dataset data


 Validate  Show validations  QC rules  Dashboards  Manage copies  Refresh

 ZIP (.csv for each table)

Custom file imports

 Import excel (.xlsx)

Other custom imports

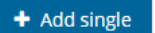
 Import_pre_loading

Tabular data

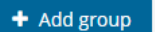
Webform

Workflows on greenhouse gas policies and measures under the Governance Regulation (EU2018/1999)

Single:



Group:



Empty table

There is no data to show

PaMs: Imports – pre-loading – **Replace data**

The screenshot shows the Reportnet user interface. At the top, the breadcrumb navigation reads: Reportnet 3 > Dataflows > Dataflow > Czechia > Dataset. The user profile 'Magdalena Jozwicka' is visible in the top right corner. The main content area displays a dataset titled 'Annex (PaMs attributes and progress) Pending' with the subtitle 'Integrated national policies and measures [TEST] - Czechia'. A toolbar contains actions: 'Import dataset data', 'Export dataset data', 'Delete dataset data', 'Validate', 'Show validations', 'QC rules', 'Dashboards', 'Manage copies', and 'Refresh'. On the right, there are tabs for 'Tabular data' and 'Webform'. A modal dialog titled 'Import_pre_loading' is open, asking 'Do you want to import using "Import_pre_loading" integration?'. The 'Replace data' option is checked and highlighted with a red box. The dialog also features 'Import' and 'Cancel' buttons. In the background, there are sections for 'Single:' and 'Group:' with '+ Add single' and '+ Add group' buttons respectively. At the bottom of the main area, it says 'Empty table' and 'There is no data to show'.

PaMs: Imports – pre-loading – Successful import

Reportnet 3 > Dataflows > Dataflow > Czechia > Dataset

Magdalena Jozwicka

Annex (PaMs attributes and progress) *Pending*
Integrated national policies and measures [TEST] - Czechia

Import dataset data | Export dataset data | Delete dataset data | Validate | Show validations | QC rules | Dashboards | Manage copies | Refresh

Tabular data | Webform

Webform for reporting on greenhouse gas policies and measures under the Governance Regulation (EU2018/1999)

Single: [+ Add single](#)

Group: [+ Add group](#)

Empty table
There is no data to show

SUCCESS
Loaded data completed for Dimensions at Czechia

European Environment Agency

Reportnet

helpdesk@reportnet.europa.eu

PaMs: Imports – pre-loading – Notifications

Reportnet 3 > Dataflows > Dataflow > Czechia > Dataset

Magdalena Jozwicka

Annex (PaMs attributes and progress) Pending

Integrated national policies and measures (INP) - Czechia

Import

Webform

Single: + Add single

Group: + Add group

There is no

Notifications

Message	Level	Date	Action
Loaded data completed for Dimensions at Czechia	SUCCESS	13-02-2023 20:16:29	https://reportnet.europa.eu/dataflow/859/dataset/55431
External processes ended at Czechia	SUCCESS	13-02-2023 20:16:22	https://reportnet.europa.eu/dataflow/859/dataset/55431
Importing data in Czechia	INFO	13-02-2023 20:15:43	
Delete dataset data finished at Czechia	SUCCESS	13-02-2023 20:13:27	https://reportnet.europa.eu/dataflow/859/dataset/55431
Deleting dataset data	INFO	13-02-2023 20:13:23	
Loaded data completed for Dimensions at Czechia	SUCCESS	13-02-2023 19:56:51	https://reportnet.europa.eu/dataflow/859/dataset/55431
External processes ended at Czechia	SUCCESS	13-02-2023 19:56:44	https://reportnet.europa.eu/dataflow/859/dataset/55431
Importing data in Czechia	INFO	13-02-2023 19:56:29	
Delete dataset data finished at Czechia	SUCCESS	13-02-2023 13:52:10	https://reportnet.europa.eu/dataflow/859/dataset/55431
Deleting dataset data	INFO	13-02-2023 13:52:06	

Rows per page 10

1 2 3 4 5 Go to 1 of 12 Total: 112

Close

PaMs: Imports – pre-loading – Refresh

Reportnet 3 > Dataflows > Dataflow > Czechia > Dataset

Magdalena Jozwicka

Annex (PaMs attributes and progress) *Pending*

Integrated national policies and measures [TEST] - Czechia

Import dataset data | Export dataset data | Delete dataset data | Validate | Show validations | QC rules | Dashboards | Manage copies | **Refresh**

Tabular data | Webform

Webform for reporting on greenhouse gas policies and measures under the Governance Regulation (EU2018/1999)

Single: [+ Add single](#)

Group: [+ Add group](#)

Empty table

There is no data to show

PaMs: Imports – pre-loading – Successful import



Annex (PaMs attributes and progress) *Pending*

Integrated national policies and measures [TEST] - Czechia

Import dataset data Export dataset data Delete dataset data

Validate Show validations QC rules Dashboards Manage copies Refresh

Tabular data Webform

Webform for reporting on greenhouse gas... the Governance Regulation (EU2018/1999)

Let's park it for a moment

Single: 1 2 3 4 5 6 7 8 22 23 27 28 32 33
 35 36 38 39 44 48 49 51 52 53 59 60 62 63
 64 65 66 67 68 69

+ Add single

Group: 18 21 26 34

+ Add group

Actions	Validations	PaM Number	PaM number in NECP	Name	Name in national language	Single or group	Key characteristics	GHG: Ex-ante and ex-post	GHG: Costs and benefits	Renewable energy: Ex-ante and ex-post	Renewable energy: Costs and benefits	Energy efficiency: Ex-ante and ex-post	Energy efficiency: Costs and benefits
		1		The Climate Protection Policy of the Czech Republic	Politika ochrany klimatu v České republice	Single	Edit table	Edit table	Edit table	Create table	Create table	Create table	Create table
		2		Air protection act (201/2012 Coll) -		Single	Edit table	Edit table	Edit table	Create table	Create table	Create table	Create table

Webform input 3

Key attributes

Import/Export functionality



PaMs: Imports – Import excel



Annex (PaMs attributes and progress) *Pending*

Integrated national policies and measures [TEST] - Czechia

Import dataset data Export dataset data Delete dataset data

Validate Show validations QC rules Dashboards Manage copies Refresh

ZIP (.csv for each table)

Custom file imports

Import excel (.xlsx)

Other custom imports

Import_pre_loading

Tabular data

Webform

W on greenhouse gas policies and measures under the Governance Regulation (EU2018/1999)

Single:

Add single

Group:

Add group

Empty table

There is no data to show

PaMs: To import excel first export XLSX - rigid data model

Reportnet 3 > Dataflows > Dataflow > Czechia > Dataset

Magdalena Jozwicka

Annex (PaMs attributes and progress)

Integrated national policies and measures [TEST] - Czechia

Import dataset data | Export dataset data | Delete dataset data

- XLSX (.xlsx)
- XLSX (.xlsx with validations)
- ZIP (.xlsx + attachments)
- ZIP (.csv for each table)

Custom exports

- Full export to Excel (single e...)
- Full export to PDF (.pdf)
- Export to BR-UNFCCC report...

Webform for report: gas policies and measures

Single: 1, 33, 62, 5, 6, 7, 8, 39, 44, 48, 49, 66, 67, 68, 69

Group: 18, 21, 26, 34

Actions	Validations	PaM Number	PaM number in NECP	Name	Name in national language	Single or group	Key character
		1		The Climate Protection Policy of the	Politika ochrany klimatu v	Single	

1. Quick start

- > if you have 20 PaMs, then go to the webform add 20 empty PaMs
- > export to xlsx
- > you now have a template

2. Dedicated training on importing data using the excel template to be organized per demand

PaMs: Imports – Import excel



Annex (PaMs attributes and progress) *Pending*

Integrated national policies and measures [TEST] - Czechia

Import dataset data Export dataset data Delete dataset data

Validate Show validations QC rules Dashboards Manage copies Refresh

ZIP (.csv for each table)

Custom file imports

Import excel (.xlsx)

Other custom imports

Import_pre_loading

Tabular data

Webform

Workflows on greenhouse gas policies and measures under the Governance Regulation (EU2018/1999)

Single:

+ Add single

Group:

+ Add group

Empty table

There is no data to show

PaMs: Imports – Import excel – upload a file

Reportnet 3 > Dataflows > Dataflow > Czechia > Dataset

Magdalena Jozwicka

Annex (PaMs attributes and progress) *Pending*

Integrated national policies and measures [TEST] - Czechia

Import dataset data | Export dataset data | Delete dataset data | Validate | Show validations | QC rules | Dashboards | Manage copies | Refresh

Tabular data | Webform

Webform for reporting on gr... (2018/1999)

Single: + Add single

Group: + Add group

There is no data to show

Import excel (.xlsx)

1

+ Select or drag here a file

2

Replace data

3

Reset | Upload | Close

Webform outputs
Key attributes
Export functionality



PaMs: Exports – default formats



Annex (PaMs attributes and progress) Pending

Integrated national policies and measures [TEST] - Czechia

Import dataset data Export dataset data Delete dataset data

Validate Show validations QC rules Dashboards Manage copies Refresh

Tabular data Webform

Webform for reporting on gas policies and measures under the Governance Regulation (EU2018/1999)

- XLSX (.xlsx)
- XLSX (.xlsx with validations)
- ZIP (.xlsx + attachments)
- ZIP (.csv for each table)

Custom exports

- Full export to Excel (single e...)
- Full export to PDF (.pdf)
- Export to BR-UNFCCC report...

Single:

1 5 6 7 8 15 16 17 19 20 22 23 27 28 32

33 39 44 48 49 51 52 53 54 55 56 57 58 59 60

62 66 67 68 69

+ Add single

Group:

18 21 26 34

+ Add group

Actions	Validations	PaM Number	PaM number in NECP	Name	Name in national language	Single or group	Key characteristics	GHG: Ex-ante and ex-post	GHG: Costs and benefits	Renewable energy: Ex-ante and ex-post	Renewable energy: Costs and benefits	Energy efficiency: Ex-ante and ex-post	Energy efficiency: Costs and benefits
 		1		The Climate Protection Policy of the Czech	Politika ochrany klimatu v České	Single	 Edit table	 Edit table	 Edit table	 Create table	 Create table	 Create table	 Create table

PaMs: Exports- custom exports

Reportnet 3 > Dataflows > Dataflow > Czechia > Dataset

Magdalena Jozwicka

Annex (PaMs attributes and progress) Pending

Integrated national policies and measures [TEST] - Czechia

Import dataset data | Export dataset data | Delete dataset data

Validate | Show validations | QC rules | Dashboards | Manage copies | Refresh

Tabular data | Webform

Webform for reporting on integrated national policies and measures under the Governance Regulation (EU2018/1999)










Custom exports

- Full export to Excel (single export)
- Full export to PDF (.pdf)
- Export to BR-UNFCCC report...

- Full export to excel, information from 7 Tables available in one worksheet
- Full export to PDF
- Export to support reporting to the UNFCCC

Single: 1, 33, 62

Group: 18, 21, 26, 34

Actions	Validations	PaM Number	PaM number in NECP	Name	Name in national language	Single or group	Key characteristics	GHG: Ex-ante and ex-post	GHG: Costs and benefits	Renewable energy: Ex-ante and ex-post	Renewable energy: Costs and benefits	Energy efficiency: Ex-ante and ex-post	Energy efficiency: Costs and benefits
 		1		The Climate Protection Policy of the Czech	Politika ochrany klimatu v České	Single	 Edit table	 Edit table	 Edit table	 Create table	 Create table	 Create table	 Create table

PaMs: Exports – Info – work in progress

Reportnet 3 > Dataflows > Dataflow > Czechia > Dataset

Magdalena Jozwicka

Annex (PaMs attributes and progress) Pending
Integrated national policies and measures [TEST] - Czechia

INFO Exporting dataset data










Import dataset data Export dataset data Delete dataset data Validate Show validations QC rules Dashboards Manage copies Refresh

Tabular data Webform

Webform for reporting on greenhouse gas policies and measures under the Governance Regulation (EU2018/1999)

Single: 1 2 3 4 5 6 7 8 15 16 17 19 20 22 23 27 28 32 33 35 36 38 39 44 48 49 51 52 53 54 55 56 57 58 59 60 + Add single

Group: 18 21 26 34 + Add group

Actions	Validations	PaM Number	PaM number in NECP	Name	Name in national language	Single or group	Key characteristics	GHG: Ex-ante and ex-post	GHG: Costs and benefits	Renewable energy: Ex-ante and ex-post	Renewable energy: Costs and benefits	Energy efficiency: Ex-ante and ex-post	Energy efficiency: Costs and benefits
 		1		The Climate Protection Policy of the Czech	Politika ochrany klimatu v České	Single	 Edit table	 Edit table	 Edit table	 Create table	 Create table	 Create table	 Create table

PaMs: Exports – finished action – files to be downloaded

Reportnet 3 > Dataflows > Dataflow > Czechia > Dataset

Magdalena Jozwicka

Annex (PaMs attributes and progress) pending

Notifications

Message	Level	Date	Action
External reporting export file generated successfully	SUCCESS	12-02-2023 15:21:19	Download file
Failed exporting data in Czechia	ERROR	12-02-2023 15:21:15	https://reportnet.europa.eu/dataflow/859/dataset/55431
External design export init	INFO	12-02-2023 15:19:08	
External design export init	INFO	12-02-2023 15:19:06	
External design export init	INFO	12-02-2023 15:18:47	
Loaded data completed for Dimensions at Czechia	SUCCESS	12-02-2023 14:59:27	https://reportnet.europa.eu/dataflow/859/dataset/55431
External processes ended at Czechia	SUCCESS	12-02-2023 14:59:18	https://reportnet.europa.eu/dataflow/859/dataset/55431
Importing data in Czechia	INFO	12-02-2023 14:59:08	
Loaded data completed for Dimensions at Czechia	SUCCESS	12-02-2023 14:58:33	https://reportnet.europa.eu/dataflow/859/dataset/55431
External processes ended at Czechia	SUCCESS	12-02-2023 14:58:24	https://reportnet.europa.eu/dataflow/859/dataset/55431

flows per page 10 | 1 2 3 4 5 | Go to 1 of 11 | Total: 103

Close

SUCCESS

Export file is ready to be downloaded

[Download file](#)

Actions	Validations	PaM Number	PaM number in NECP	Name	Name in national language	Single or group	Key characteristics	GHG: Ex-ante and ex-post	GHG: Costs and benefits	Renewable energy: Ex-ante and ex-post	Renewable energy: Costs and benefits	Energy efficiency: Ex-ante and ex-post	Energy efficiency: Costs and benefits
Edit Delete		1		The Climate Protection Policy of the Czechia	Politika ochrany klimatu v České	Single	Edit table	Edit table	Edit table	Create table	Create table	Create table	Create table

Webform input

Key attributes

modifications



PaMs: Pre-loaded GHG PaMs

Annex (PaMs attributes and progress) Pending

Integrated national policies and measures [TEST] - Czechia

Import dataset data | Export dataset data | Delete dataset data | Validate | Show validations | QC rules | Dashboards | Manage copies | Refresh

Tabular data | Webform

Webform for reporting on greenhouse gas policies under the Governance Regulation (EU2018/1999)

















Let's pick it up

Single: 1 2 3 4 5 6 7 8 9 10 11 12 13 14 15 16 17 18 19 20 21 22 23 24 25 26 27 28 29 30 31 32 33 34 35 36 37 38 39 40 41 42 43 44 45 46 47 48 49 50 51 52 53 54 55 56 57 58 59 60 61 62 63 64 65 66 67 68 69

+ Add single

Group: 18 21 26 34

+ Add group

Actions	Validations	PaM Number	PaM number in NECP	Name	Name in national language	Single or group	Key characteristics	GHG: Ex-ante and ex-post	GHG: Costs and benefits	Renewable energy: Ex-ante and ex-post	Renewable energy: Costs and benefits	Energy efficiency: Ex-ante and ex-post	Energy efficiency: Costs and benefits
 		1		The Climate Protection Policy of the Czech Republic	Politika ochrany klimatu v České republice	Single	 Edit table	 Edit table	 Edit table	 Create table	 Create table	 Create table	 Create table
 		2		Air protection act (201/2012 Coll) -		Single	 Edit table	 Edit table	 Edit table	 Create table	 Create table	 Create table	 Create table

PaMs: We are here - PaM attributes and progress



Dataflow - Czechia

Integrated national policies and measures [TEST]



Dataflow help



Annex (PaMs attributes and progress)



Annex X - new PaMs EED



Annex XII - EED Article 5



Annex XIII - Financing



Annex XIV - Air quality



Attachments



Annex XI - EED Article 7



Release to data collection

PaMs: Overview of Annex PaM attributes and progress



Annex (PaMs attributes and Integrated national policies and measures [TEST] - Cz

Import dataset data Export dataset data Delete dataset data

Webform for reporting on greenhouse gas polici

Single: 1 2 3 4 5 6
 36 38 39 44 48 4
 66 67 68 69

Group: 18 21 26 34

Here it is possible to:

- edit tables relevant for this Annex (GHG)
- create tables relevant for this Annex (RES&EE)
- add single/group PaMs
- remove irrelevant PaMs
- edit row info, e.g. PaM ID or name

Actions	Validations	PaM Number	PaM number in NECP	Name									
		1		The Climate Protection Policy of the Czech Republic	klimatu v České republice	Single							
		2		Air protection act (201/2012 Coll) - framework legislation		Single							
		3		Energy act		Single							

PaMs: Overview of Annex PaM attributes and progress



Annex (PaMs attributes and progress)

Integrated national policies and measures [TEST] - Czechia

Import dataset data Export dataset data Delete dataset data

Webform for reporting on greenhouse gas policies

Single: 1 2 3 4 5 6 36 38 39 44 48 49 51 52 53 54 55 56 57 58 59 60 62 63 64 65 66 67 68 69 + Add single

Group: 18 21 26 34 + Add group

Table by table modifications, same steps as presented in the manual way of providing information

Actions	Validations	PaM Number	PaM number in NECP	Name	Name in national language	Single or group	Key characteristics	GHG: Ex-ante and ex-post	GHG: Costs and benefits	Renewable energy: Ex-ante and ex-post	Renewable energy: Costs and benefits	Energy efficiency: Ex-ante and ex-post	Energy efficiency: Costs and benefits
		1		The Climate Protection Policy of the Czech Republic	Politika ochrany klimatu v České republice	Single	Edit table	Edit table	Edit table	Create table	Create table	Create table	Create table
		2		Air protection act (201/2012 Coll.) - framework legislation		Single	Edit table	Edit table	Edit table	Create table	Create table	Create table	Create table
		3		Energy act		Single	Edit table	Edit table	Edit table	Create table	Create table	Create table	Create table

Webform input

Annex X



PaMs: Annex (X)



European Union



Reportnet 3 > Dataflows > Dataflow > Austria



William Keeling



Dataflow - Austria

Integrated national policies and measures [TEST]



Dataflow help



Attachments



Annex X -
new PaMs
EED



Annex XI -
EED Article 7



Annex XII -
EED Article 5



Annex (PaMs)
attributes
and
progress)



Annex XIII -
Financing



Annex XIV -
Air quality



Release to
data
collection

PaMs: Annex (X – table 1)



European Union

Import dataset data Export dataset data Delete dataset data

Validate Show validations QC rules Dashboards Manage copies Refresh

Tabular data Webform

Art. 7a Art. 7b Taxation Actions

Energy efficiency Obligation Schemes (EEOS) referred to in Article 7a of Directive 2012/27/EU

Add record

Select PaM ID as listed in Annex IX *

<input type="checkbox"/>	Search value	
<input type="checkbox"/>	1	

0

Expected savings for 2021-2030 and duration of the obligation period(s) (points 5(d) and 5(e) of Annex V to Directive 2012/27/EU)

Expected cumulative end-use energy savings for the period 2021-2030 (ktoe) *

PaMs: Annex (X – table 1)

Tabular data

Webform

Art. 7a

Art. 7b

Taxation

Actions

Energy efficiency Obligation Schemes (EEOS) referred to in Article 7a of Directive 2012/27/EU


+ Add record

Select PaM ID as listed in Annex IX *

Source(s) of information (including the reference of the related law or other legal text(s)) *

Expected savings for 2021-2030 and duration of the obligation period(s) (points 5(d) and 5(e) of Annex V to Directive 2012/27/EU)

Expected cumulative end-use energy savings for the period 2021-2030 (ktoe) *

Expected new annual end-use energy savings (ktoe/year) * 

2021 *

2022 *

2023 *

2024 *

2025 *

PaMs: Annex (X – table 1)

Expected savings for 2021-2030 and duration of the obligation period(s) (points 5(d) and 5(e) of Annex V to Directive 2012/27/EU)

Expected cumulative end-use energy savings for the period 2021-2030 (ktoe) *

Expected new annual end-use energy savings (ktoe/year) * [i](#)

2021 *	2022 *	2023 *	2024 *	2025 *
<input type="text" value="0"/>	<input type="text" value="0"/>	<input type="text" value="0"/>	<input type="text" value="0"/>	<input type="text" value="0"/>

2026 *	2027 *	2028 *	2029 *	2030 *
<input type="text" value="0"/>	<input type="text" value="0"/>	<input type="text" value="0"/>	<input type="text" value="0"/>	<input type="text" value="0"/>

Duration of the obligation period(s) *

Key design features

Obligated parties and their responsibilities (point 5(b) of Annex V to Directive 2012/27/EU) *

PaMs: Annex (X – table 1)



Key design features

Obligated parties and their responsibilities (point 5(b) of Annex V to Directive 2012/27/EU) *

0

Target sectors (point 5(c) of Annex V to Directive 2012/27/EU) * [i](#)



Sectors where individual actions are eligible to the EEOS * [i](#)

0

Individual actions eligible to the EEOS * [i](#)

0

Main eligibility criteria provided as a separate file [i](#)

[Attach file](#)



Information on the application of the following EED provisions:

Where applicable, specific actions and/or share of savings to be achieved in vulnerable households, including those affected by energy poverty, and, where appropriate, in social housing (article 7(11) to Directive 2012/27/EU)

PaMs: Annex (X – table 1)



Attach file

Information on the application of the following EED provisions:

Where applicable, specific actions and/or share of savings to be achieved in vulnerable households, including those affected by energy poverty, and, where appropriate, in social housing (article 7(11) to Directive 2012/27/EU)

0

Savings achieved by energy service providers or other third parties (Article 7a(6), point (a) of Directive 2012/27/EU of Directive 2012/27/EU)

0

Rules about banking and borrowing

0

Possibilities for trading of energy savings (where relevant)

0

Interactions with a National Energy Efficiency Fund in accordance with Article 20(6) of Directive 2012/27/EU (as considered in Article 7a(1) of that Directive)

0

General information about the calculation methodology

PaMs: Annex (X – table 1)



General information about the calculation methodology

Measurement method(s) used (point 1 of Annex V, to Directive 2012/27/EU) *

Metric(s) used to express the energy savings (primary or final energy savings) (Article 7a(4), and point 3(d) of Annex V to Directive 2012/27/EU) *

0

How are lifetimes (and possible changes in savings over time) taken into account in savings calculations (points 2(i) and 5(h) of Annex V to Directive 2012/27/EU) *

0

Other sources of information or references (e.g. studies, evaluation reports) where more explanations and details about the savings calculations can be found

0

Additionality and materiality (requirements related to points 2 and 5(g) of Annex V to Directive 2012/27/EU)

Description of the calculation methodology; including how additionality is taken into account in the calculation methodology (point 2(a) of Annex V to Directive 2012/27/EU) *

0

Does the EEOS promote early replacements? If so, how is it taken into account in the calculation of the savings? (point 2(f) of Annex V to Directive 2012/27/EU) *

PaMs: Annex (X – table 1)



0

Additionality and materiality (requirements related to points 2 and 5(g) of Annex V to Directive 2012/27/EU)

Description of the calculation methodology; including how additionality is taken into account in the calculation methodology (point 2(a) of Annex V to Directive 2012/27/EU) *



0

Does the EEOS promote early replacements? If so, how is it taken into account in the calculation of the savings? (point 2(f) of Annex V to Directive 2012/27/EU) *

0

Benchmarks used for deemed and scaled savings (in case deemed or scaled savings are used) (point 1(c) of Annex V to Directive 2012/27/EU) *

0

How is materiality of savings ensured? (point 3(h) of Annex V to Directive 2012/27/EU) *

0

Possible overlaps (between policy measures and between individual actions) and double counting

Possible overlaps between individual actions eligible to the EEOS

PaMs: Annex (X – table 1)



Possible overlaps (between policy measures and between individual actions) and double counting

Possible overlaps between individual actions eligible to the EEOS ⁱ

0

Possible overlaps between the EEOS and alternative measure(s) reported to Article 7 of Directive 2012/27/EU

0

How are possible overlaps (between the EEOS and alternative measures) addressed to avoid any double counting of energy savings? (point 3(g) of Annex V to Directive 2012/27/EU) *

0

Climatic variations (where relevant) (points 2(h) and 5(i) of Annex V to Directive 2012/27/EU)

Are there climatic variations between regions? And can they affect the actions eligible to the EEOS?

0

How are climatic variations addressed in savings calculations where relevant?

0

Monitoring and verification (M&V) of savings (point 5(i) of Annex V to Directive 2012/27/EU)

PaMs: Annex (X – table 1)



0

How are possible overlaps (between the EEOS and alternative measures) addressed to avoid any double counting of energy savings? (point 3(g) of Annex V to Directive 2012/27/EU) *

0

Climatic variations (where relevant) (points 2(h) and 5(i) of Annex V to Directive 2012/27/EU)

Are there climatic variations between regions? And can they affect the actions eligible to the EEOS?

0

How are climatic variations addressed in savings calculations where relevant?

0

Monitoring and verification (M&V) of savings (point 5(j) of Annex V to Directive 2012/27/EU)

Brief description of the monitoring & verification system and of the process of verification *

0

Authorities responsible for the M&V of the EEOS *

0

PaMs: Annex (X – table 1)

How are climatic variations addressed in savings calculations where relevant?

0

Monitoring and verification (M&V) of savings (point 5(j) of Annex V to Directive 2012/27/EU)

Brief description of the monitoring & verification system and of the process of verification *

0

Authorities responsible for the M&V of the EEOS *

0

Independence of the M&V from obligated parties (Article 7a (5) of Directive 2012/27/EU) *

0

Verification of statistically representative samples (Article 7a (5) of Directive 2012/27/EU) * ⓘ

0

Reporting obligations for obligated parties (savings achieved by each obligated party, or each sub-category of obligated party, and in total under the scheme) *

0

Publication of energy savings achieved each year under the EEOS (Article 7a (7) of Directive 2012/27/EU) *

0

Penalties applied in case of non-compliance (and related references, including the law or other legal texts setting the penalties and related conditions) *

0

Provision(s) in case the progress of the EEOS is not satisfactory (point 3(f) of Annex V to Directive 2012/27/EU) *

0

PaMs: Annex (X – table 1)

Penalties applied in case of non-compliance (and related references, including the law or other legal texts setting the penalties and related conditions) *

0

Provision(s) in case the progress of the EEOS is not satisfactory (point 3(f) of Annex V to Directive 2012/27/EU) *

0

Information about quality standards (point 2(g) of Annex V to Directive 2012/27/EU)

How are quality standards (for products, services and installation of measures) promoted or required by the EEOS?

0

Complementary information or explanations

Mention here any other information of explanation that can be useful for experience sharing

0

PaMs: Annex (X – table 2)

Tabular data

Webform

Art. 7a

Art. 7b

Taxation

Actions

Alternative policy measures referred to in Article 7b and Article 20(6) of Directive 2012/27/EU (except taxation measures)

+ Add record

Select PaM ID as listed in Annex IX *


1

Source(s) of information (including the reference of the related law or other legal text(s)) *

Budget planned or estimated, including the corresponding implementation period(s)

Expected savings for 2021-2030 and duration of the obligation period(s) (points 5(d) and 5(e) of Annex V to Directive 2012/27/EU)

Expected cumulative end-use energy savings for the period 2021-2030 (ktoe) *

Expected new annual end-use energy savings (ktoe/year) * 

PaMs: Annex (X – table 3)

Reportnet 3 > Dataflows > Dataflow > Test datasets > Dataset

William Keeling

Annex X - new PaMs EED

Integrated national policies and measures [TEST] - Test dataset

Import dataset data Export dataset data Delete dataset data Validate Show validations QC rules Dashboards Manage copies Refresh

Tabular data Webform

Art. 7a Art. 7b **Taxation** Actions

Information on taxation measures [+ Add record](#)

Select PaM ID as listed in Annex IX *

1

Duration of taxation measure (point 5(iv) of Annex V to Directive 2012/27/EU) *

0

Implementing public authority (point 5(ii) of Annex V to Directive 2012/27/EU) *

PaMs: Annex (X – table 3)

Information on taxation measures

Select PaM ID as listed in Annex IX *


1

Duration of taxation measure (point 5(iv) of Annex V to Directive 2012/27/EU) *


0

Implementing public authority (point 5(ii) of Annex V to Directive 2012/27/EU) *

0

Target sectors (point 5(i) of Annex V to Directive 2012/27/EU) * 

Industry Other(s): Residential

Other target sectors 

0

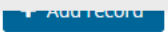
Target segment of taxpayers (point 5(i) of Annex V to Directive 2012/27/EU) *

ABC

3

PaMs: Annex (X – table 4)

Information about the lifetime of the individual actions eligible to the policies and measures reported for Article 7 of Directive 2012/27/EU

 Add record

Eligible action *	<input type="text"/>	0
End-use sector	<input type="text"/>	0
Assumed lifetime value (in years)	<input type="text"/>	0
Assumptions about possible changes in the energy savings over time	<input type="text"/>	0
Source or method used to estimate the lifetime and related assumptions	<input type="text"/>	0



Webform input

Annex XI



PaMs: Annex (XI)



European Union



Reportnet 3 > Dataflows > Dataflow > Austria



William Keeling



Dataflow - Austria

Integrated national policies and measures [TEST]



Dataflow help



Attachments



Annex X -
new PaMs
EED



Annex XI -
EED Article 7



Annex XII -
EED Article 5



Annex (PaMs
attributes
and
progress)



Annex XIII -
Financing



Annex XIV -
Air quality



Release to
data
collection

PaMs: Annex (XI – table 1)

Select PaM ID as listed in Annex IX *

Vulnerable households addressed * ?

Yes

No

that Directive (excl. Article 7(4), point (c) of that Directive)

Total annual end-use savings achieved in Year X-2 * ?

0

Thereof, savings achieved in Year X-2 only from new actions that were implemented in Year X-2 *

0

Total cumulative end-use savings achieved from 2021 to Year X-2 *

0

Of which final energy savings achieved by PaMs aimed at alleviation of energy poverty in line with Article 7(11) of Directive 2012/27/EU

Total annual end-use savings achieved in Year X-2 ?

0

Thereof, savings achieved in Year X-2 only from new actions that were implemented in Year X-2

0

Total cumulative end-use savings achieved from 2021 to Year X-2

0

Amount of final energy savings achieved in accordance with Article 7(4), point (c) of Directive 2012/27/EU

Total annual end-use savings achieved in Year X-2 ?

0

Thereof, savings achieved in Year X-2 only from new actions that were implemented in Year X-2

0

Total cumulative end-use savings achieved from 2021 to Year X-2

0

Article 7b of

Webform input

Annex XII



PaMs: Annex (XII)



European Union



Reportnet 3 > Dataflows > Dataflow > Austria



William Keeling



Dataflow - Austria

Integrated national policies and measures [TEST]



Dataflow help



Attachments



Annex X -
new PaMs
EED



Annex XI -
EED Article 7



Annex XII -
EED Article 5



Annex (PaMs
attributes
and
progress)



Annex XIII -
Financing



Annex XIV -
Air quality



Release to
data
collection

PaMs: Annex (XII – table 1)



European Union



Reportnet 3 > Dataflows > Dataflow > Test datasets > Dataset



William Keeling



Annex XII - EED Article 5

Integrated national policies and measures [TEST] - Test dataset

Import dataset data

Export dataset data

Delete dataset data

Validate

Show validations

QC rules

Dashboards

Manage copies

Refresh

Tabular data

Webform

EED Art5(1)

EED Art5(6)

Total renovated building floor area of heated and/or cooled buildings owned and occupied by the Member States' central government referred to in Article 5(1) of the Directive 2012/27/EU

+ Add record

Select PaM ID as defined in Annex IX *



Year X-3

Total building floor area of buildings renovated (sq. m.) *

PaMs: Annex (XII – table 1)



Select PaM ID as defined in Annex IX *



Year X-3

Total building floor area of buildings renovated (sq. m.) *

0

Amount of energy savings achieved due to renovation of buildings (ktoe)

Primary Energy Consumption (PEC)

Final Energy Consumption (FEC)

0

0

Sum of new energy savings achieved due to renovation of buildings, over the time period 2021 - Year X-3 (X-2)(i.e. corresponding to 3% renovation rate)

Primary Energy Consumption (PEC) *

Final Energy Consumption (FEC) *

0

0

Additional Information *

0

Year X-2

PaMs: Annex (XII – table 1)



Year X-2

Total building floor area of buildings renovated (sq. m.) *

0

Amount of energy savings achieved due to renovation of buildings (ktoe)

Primary Energy Consumption (PEC)

0

Final Energy Consumption (FEC)

0

Sum of new energy savings achieved due to renovation of buildings, over the time period 2021 - Year X-3 (X-2)(i.e. corresponding to 3% renovation rate)

Primary Energy Consumption (PEC) *

0

Final Energy Consumption (FEC) *

0

Additional Information *

0

PaMs: Annex (XII – table 2)



EED Art5(1)

EED Art5(6)

The amount of energy savings in eligible buildings owned and occupied by their central government as referred to in Article 5(6) of Directive 2012/27/EU

+ Add record

Select PaM ID as defined in Annex IX *



Year X-3

Amount of energy savings achieved in eligible buildings owned and occupied by their central government in Year X-3 and X-2 (ktoe)

Primary Energy Consumption (PEC)

Final Energy Consumption (FEC)

0

0

Sum of energy savings achieved in eligible buildings owned and occupied by their central government, over the time period 2021 ? Year X-3 (X-2) (i.e. corresponding to 3% renovation rate) (ktoe)

Primary Energy Consumption (PEC) *

Final Energy Consumption (FEC) *

0

0

Additional Information *

0

PaMs: Annex (XII – table 2)



Additional Information *

0

Year X-2

Amount of energy savings achieved in eligible buildings owned and occupied by their central government in Year X-3 and X-2 (ktoe)

Primary Energy Consumption (PEC)

0

Final Energy Consumption (FEC)

0

Sum of energy savings achieved in eligible buildings owned and occupied by their central government, over the time period 2021 ? Year X-3 (X-2) (i.e. corresponding to 3% renovation rate)

Primary Energy Consumption (PEC) *

0

Final Energy Consumption (FEC) *

0

Additional Information *

0

Webform input

Annex XIII



PaMs: Annex (XIII)



European Union



Reportnet 3 > Dataflows > Dataflow > Austria



William Keeling



Dataflow - Austria

Integrated national policies and measures [TEST]



Dataflow help



Attachments



Annex X -
new PaMs
EED



Annex XI -
EED Article 7



Annex XII -
EED Article 5



Annex (PaMs
attributes
and
progress)



Annex XIII -
Financing



Annex XIV -
Air quality



Release to
data
collection

PaMs: Annex (XIII – table 1)



European Union

Annex XIII - Financing

Integrated national policies and measures [TEST] - Test dataset

Import dataset data Export dataset data Delete dataset data

Validate Show validations QC rules Dashboards Manage copies Refresh

Tabular data

Webform

Financing

Progress towards financing

+ Add record

Select PaM ID as listed in Annex IX *

Eligible technologies/solutions

Initial investment assumptions (EUR) *

PaMs: Annex (XIII – table 1)



Financing

Progress towards financing

+ Add record

Select PaM ID as listed in Annex IX *



Eligible technologies/solutions

0

Initial investment assumptions (EUR) *

Value *

0

Price year *

0

Actual investments up to and including year X-2 (EUR)

National public funding *

0

Total EU funding *

Of which RRF funding *

Of which European Regional Development Fund and/or Cohesion Fund *

PaMs: Annex (XIII – table 1)



0

0

Actual investments up to and including year X-2 (EUR)

National public funding *

0

Total EU funding *

0

Of which RRF funding *

0

Of which European Regional Development Fund and/or Cohesion Fund *

0

Private funding (where available)

0

Price year *

0

Description of source *

0

PaMs: Annex (XIII – table 1)



0

0

Actual investments up to and including year X-2 (EUR)

National public funding *

0

Total EU funding *

0

Of which RRF funding *

0

Of which European Regional Development Fund and/or Cohesion Fund *

0

Private funding (where available)

0

Price year *

0

Description of source *

0

PaMs: Annex (XIII – table 1)



Total EU funding *

0

Of which RRF funding *

0

Of which European Regional Development Fund and/or Cohesion Fund *

0

Private funding (where available)

0

Price year *

0

Description of source *

0

Actual investments still to be implemented (EUR)

Value *

0

Price year *

0

Webform input

Annex XIV



PaMs: Annex (XIV)



European Union



Reportnet 3 > Dataflows > Dataflow > Austria



William Keeling



Dataflow - Austria

Integrated national policies and measures [TEST]



Dataflow help



Attachments



Annex X -
new PaMs
EED



Annex XI -
EED Article 7



Annex XII -
EED Article 5



Annex (PaMs
attributes
and
progress)



Annex XIII -
Financing



Annex XIV -
Air quality



Release to
data
collection

PaMs: Annex (XIV – table 1)

European Union

Reportnet 3 > Dataflows > Dataflow > Test datasets > Dataset

William Keeling

Annex XIV - Air quality

Integrated national policies and measures [TEST] - Test dataset

Import dataset data Export dataset data Delete dataset data Validate Show validations QC rules Dashboards Manage copies Refresh

Tabular data Webform

Annex XIV Air quality Affected pollutants

Impacts on air quality and emissions to air [+ Add record](#)

Select PaM ID as listed in Annex IX *

Reference year * [i](#)

0

https://europa.eu/european-union/index_en methodologies used for analysis (e.g., specific models or methods, underlying data) [i](#)

PaMs: Annex (XIV – table 1)

Reference year * ?

0

Details of the methodologies used for analysis (e.g., specific models or methods, underlying data) ?

0

Qualitative description of uncertainties (where available)

0

Documentation/ Source of methodologies

0

General comments

0

PaMs: Annex (XIV – table 2)



Annex XIV Air quality

Affected pollutants

Affected pollutants

+ Add record

Select PaM ID as listed in Annex IX *



Affected pollutant(s) *

Quantified expected emission impacts (kt/yr)

NOTE: The procedure for negative/positive numbers is the opposite of previous PaMs quantitative reporting, and is the opposite of Annex IX

2025	2030	2035	2040	2045	2050
<input type="text"/>	<input type="text"/>	<input type="text"/>	<input type="text"/>	<input type="text"/>	<input type="text"/>
0	0	0	0	0	0

Qualitative assessment of expected emission impacts

0

Attachments



PaMs: attach a technical report/textual information



Reportnet 3 > Dataflows > Dataflow > Czechia



Magdalena Jozwicka



Dataflow - Czechia

Integrated national policies and measures [TEST]



Dataflow help



Annex (PaMs attributes and progress)



Annex X - new PaMs EED



Annex XII - EED Article 5



Annex XIII - Financing



Annex XIV - Air quality



Attachments



Annex XI - EED Article 7



Release to data collection

PaMs: attach a technical report/textual information

Reportnet 3 > Dataflows > Dataflow > Finland > Dataset

Magdalena Jozwicka

Attachments *Pending*

Integrated national policies and measures [2023] - Finland

Import dataset data Export dataset data Delete dataset data Validate Show validations QC rules Dashboards Manage copies Refresh

Attachments

Import table data Export table data Delete table data Show/Hide columns Validation filter Filter by value

Actions	Validations	Description	Attachment
		technical report on policies and measures	

Rows per page 10

Go to 1 of 1 Total: 1 record

+ Add record Paste records



1. Click 'add record' so the row in the table is created
2. Upload a document you wish to submit, e.g. any relevant underpinning technical report

Validation



PaMs: Validations (process)



 **SUCCESS** 

Validation finished at [Reporting data \(Test Dataset - Reporting data\)](#). Click **Refresh** to view the data.

Annex (PaMs attributes and progress) *Pending*

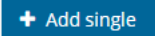
Integrated national policies and measures [TEST] - Austria

Validate dataset

This action will take some minutes and it will run in background. Do you want to continue with the validation?

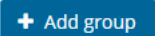
Webform f

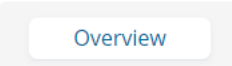
Single:

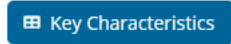
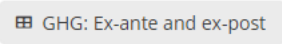
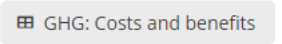
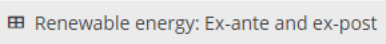
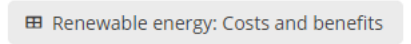
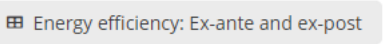


Group:

3





-  Key Characteristics
-  GHG: Ex-ante and ex-post
-  GHG: Costs and benefits
-  Renewable energy: Ex-ante and ex-post
-  Renewable energy: Costs and benefits
-  Energy efficiency: Ex-ante and ex-post

PaMs: Validations (overview)

Validations

Type of QC Table Field Level error Filter Reset

Entity	Table	Field	Code	Level error	Message	Number of records
FIELD	Measures_art7b	GeneralMetric	FC360	BLOCKER	The value must not be missing or empty	2
FIELD	EEOs_art7a	Savings2024	FC146	WARNING	The value must not be missing or empty	2
FIELD	EEOs_art7a	SavingsCumulative	FC265	BLOCKER	A description should be provided	2
FIELD	Measures_art7b	AdditionalityMateriality	FC371	BLOCKER	The value must not be missing or empty	2
FIELD	Measures_art7b	MVProvisions	FC390	BLOCKER	The value must not be missing or empty	2
FIELD	Measures_art7b	MVPenalties	FC388	BLOCKER	The value must not be missing or empty	2
FIELD	Measures_art7b	MVDescription	FC378	BLOCKER	The value must not be missing or empty	2
FIELD	Taxation	Fk_PaMs	FC442	ERROR	The value must not be missing or empty	2
FIELD	EEOs_art7a	OverlapsAddressed	FC124	BLOCKER	The value must not be missing or empty	2
FIELD	Taxation	Source	FC403	BLOCKER	The value must not be missing or empty	2

Rows per page 10 1 2 3 4 5 Go to 1 of 8 Total: 4 records (total errors: 154)

Download validations Close

PaMs: Validations (types)



- **Warning** (*can release data*)



- **Error** (*can release data*)




- **Blocker** (*can't release data*)



PaMs: Validations (examples)

Dimensions *

+ Add record

Relevant Union dimension(s) affected * 

Internal energy market

Relevant objective, target or contribution the policy or measure contributes to *

-- None --

1. Blocker

Implementation Period

2. Error

3. Warning

Start year *

Finish year *

0

0

Release of data



PaMs: Data submission



European Union



Reportnet 3 > Dataflows > Dataflow > Austria



William Keeling



Dataflow - Austria

Integrated national policies and measures [TEST]

When data is ready to be submitted click here:



Dataflow help



Attachments



Annex X -
new PaMs
EED



Annex (PaMs
attributes
and
progress)



Annex XI -
EED Article 7



Annex XII -
EED Article 5



Annex XIII -
Financing



Annex XIV -
Air quality



Release to
data
collection

Multiple submissions can be done if data needs to be updated, if so:

- The last submission prior to the reporting deadline will be taken as the legal submission.

Any subsequent resubmissions will be used as final dataset in future work (QC review).

PaMs: Data submission

The screenshot shows the PaMs Data submission interface. At the top, there is a navigation bar with the European Union logo and the text 'European Union'. Below this, the breadcrumb trail reads 'Reportnet 3 > Dataflows > Dataflow > Austria'. The user's name 'William Keeling' is displayed in the top right corner. The main content area is titled 'Dataflow - Austria'. A dialog box titled 'Confirm release' is open, asking 'Are you sure you want to release all the datasets to the data collection?'. There is a checkbox labeled 'Restrict from public view' which is currently unchecked. At the bottom right of the dialog box are two buttons: 'Yes' (with a checkmark) and 'No' (with an 'x'). A red text annotation points to the 'Yes' button, stating 'When data is ready to be submitted click here:'. Below the dialog box, there are two red text annotations: 'Multiple submissions can be done if data needs to be updated, if so:' followed by a bullet point '- The last submission prior to the reporting deadline will be taken as the legal submission.', and 'Any subsequent resubmissions will be used as final dataset in future work (QC review).'

European Union

Reportnet 3 > Dataflows > Dataflow > Austria

William Keeling

Dataflow - Austria

Confirm release

Are you sure you want to release all the datasets to the data collection?

Restrict from public view

✓ Yes ✕ No

When data is ready to be submitted click here:

Multiple submissions can be done if data needs to be updated, if so:

- The last submission prior to the reporting deadline will be taken as the legal submission.

Any subsequent resubmissions will be used as final dataset in future work (QC review).

PaMs: Data submission



European Union



Reportnet 3 > Dataflows > Dataflow > Austria



William Keeling



Dataflow - Austria

Integrated national policies and measures [TEST]



Dataflow help



Attachments



Annex X -
new PaMs
EED



Annex (PaMs
attributes
and
progress)



Annex XI -
EED Article 7



Annex XII -
EED Article 5



Annex XIII -
Financing



Annex XIV -
Air quality



Confirmation
receipt



Release to
data
collection

Confirmation receipt provides proof that the submission has been processed.

PaMs: Data submission

European Union

Reportnet 3 > Dataflows > Dataflow > A

Dataflow - Austria

Integrated national policies and measures

- Dataflow help
- Attachments
- Annex X - new PaMs EED

European Environment Agency
Kongens Nytorv 6
Dk 1050 Copenhagen K

Receipt date: 2022-10-24
Representative: Austria

To Whom It May Concern

This is a confirmation of receipt for national data submission under the reporting obligation

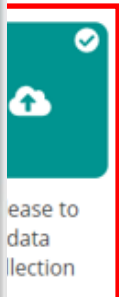
Integrated policies and measures 2023 [version 24-10]

Obligation: National greenhouse gas policies and measures - GovReg
<https://rod.eionet.europa.eu/obligations/796>

Datasets	Release date
Annex XII - EED Article 5	2022-10-24 13:45:57 CET
Annex X - new PaMs EED	2022-10-24 13:45:57 CET
Annex XIII - Financing	2022-10-24 13:45:57 CET
Annex XIV - Air quality	2022-10-24 13:45:57 CET
Annex IX - PaMs progress	2022-10-24 13:45:57 CET
Annex XI - EED Article 7	2022-10-24 13:45:57 CET

Submitted by user: msfdreportnet3login@gmail.com

William Keeling



receipt provides proof of submission has been

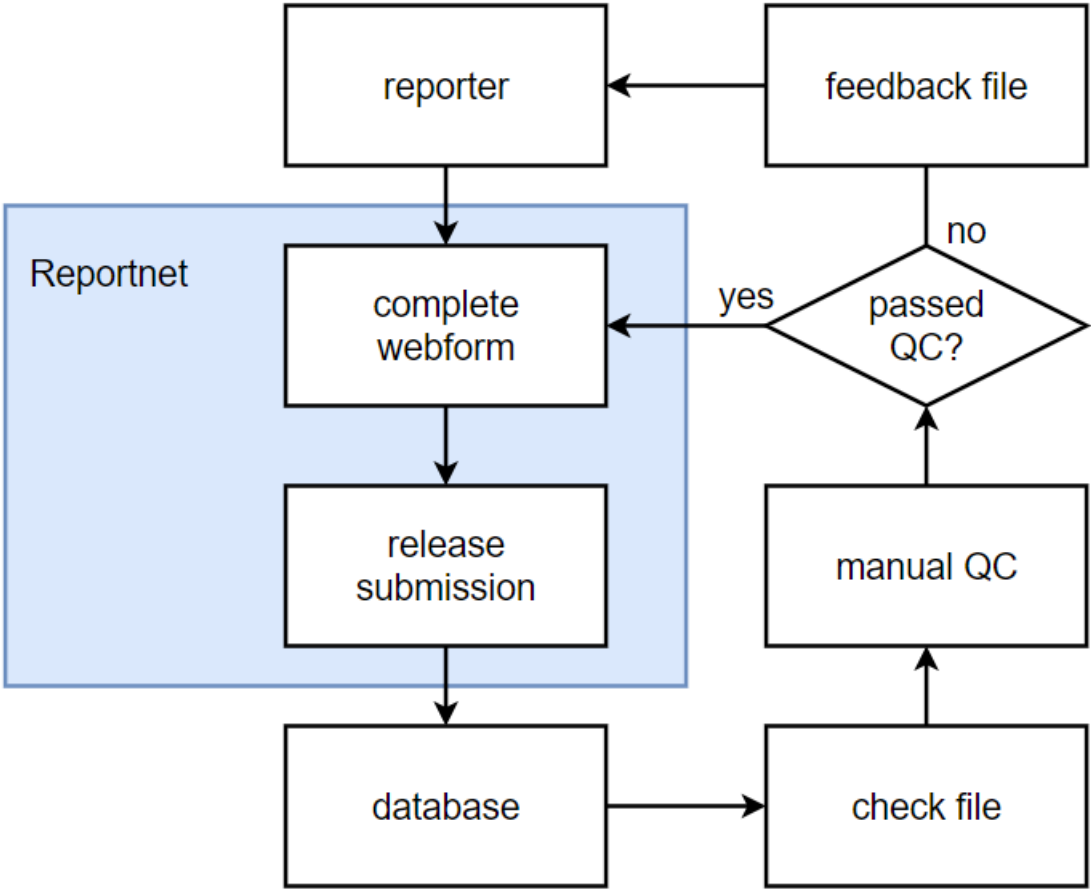
QA/QC procedure



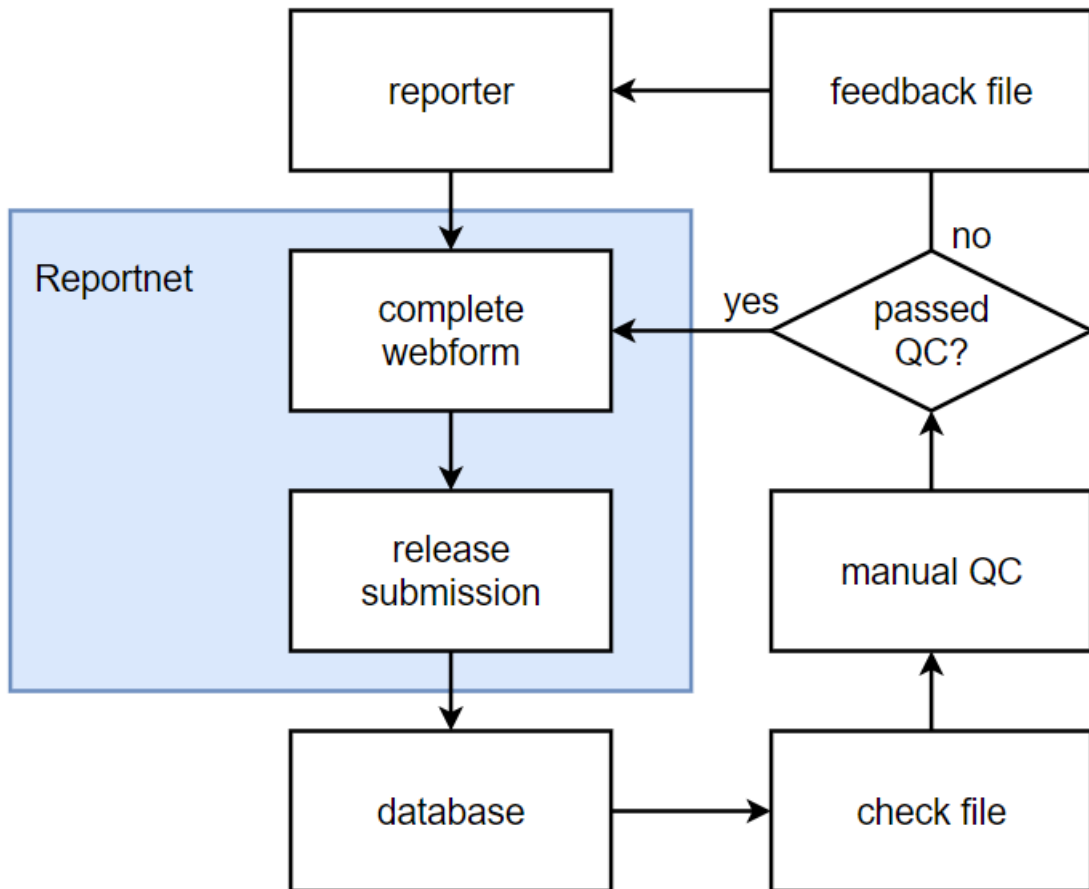
QA/QC introduction

- The EEA and ETC CM are responsible for quality checking the reported information
- Checks are performed by VITO, Aether and UBA-V
- Checks on complete submission and on individual policy and measure level
- Focus of checks on timeliness, transparency, accuracy, completeness, consistency, comparability and coherence
- Quality checks cover all tables and annexes

QA/QC process



QA/QC process



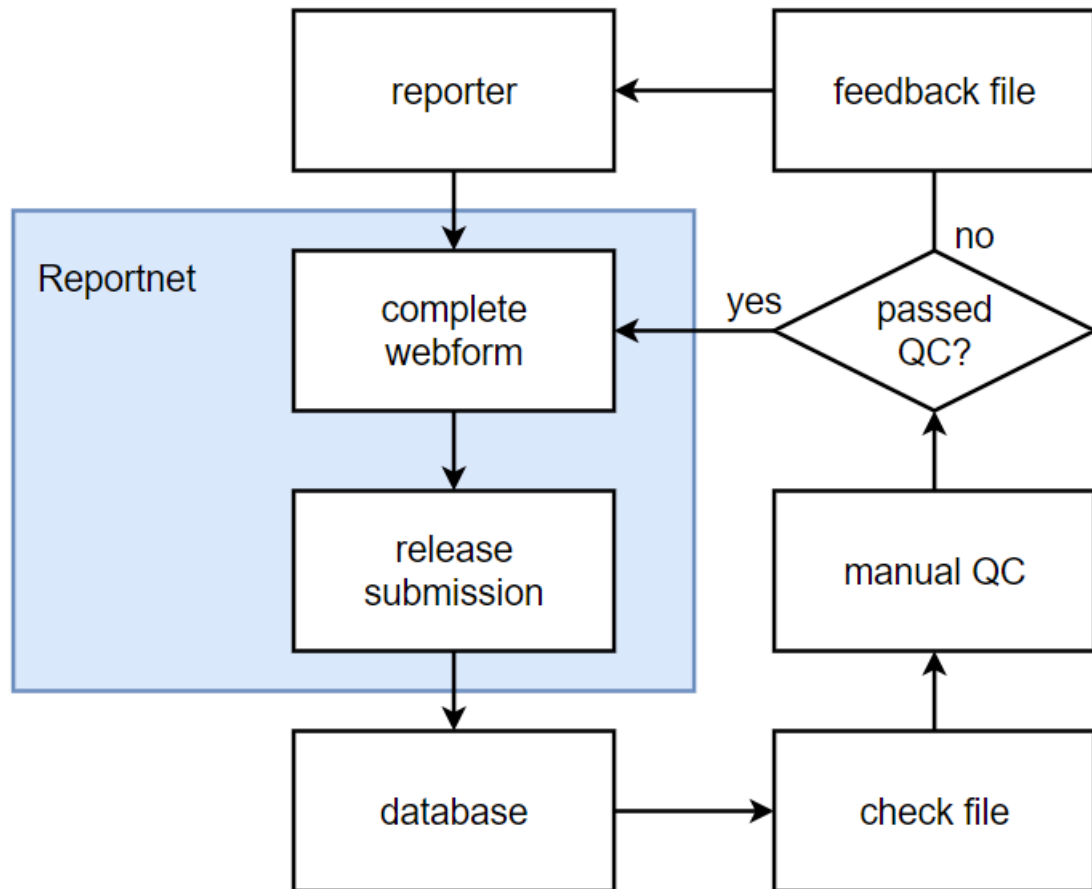
- Check file consists of:
 - Information from the policies and measures database
 - Supporting information (e.g. GHG projections reporting, ...)
 - Automated checks
 - Dashboard
 - Findings
- Manual checks described in guidelines

check 17. CONSISTENCY: The selected sector(s) is/are consistent with the name/ description of the PAM

<i>Description</i>	<p>One or more sectors have to be selected from a drop-down menu. The reviewer should make sure that the list of selected sectors is consistent with the name and description of the PAM and that the list is complete.</p> <p>The options available to reporters are:</p> <ul style="list-style-type: none"> • Energy supply: extraction, transmission, distribution and storage of fuels as well as energy and electricity production • Energy consumption: consumption of fuels & electricity by all end users (other than transport) • Transport • Industrial Processes • Agriculture • Forestry/LULUCF • Waste management/waste • Other sectors (this could include cross-cutting PaMs)
<i>Criteria</i>	<ul style="list-style-type: none"> • At least one sector is chosen. There is an option to include cross-sectoral policies for PaMs that affect more than one sector, but MSs can also opt to select more than one sector. • All relevant sectors are selected (only sectors that are directly targeted by the PaM and not sectors that are only indirectly affected). • The selected sector(s) correspond with the name and description of the PaM. • If “other” is selected, it should be specified and be evident from the description what is meant. • Consistent with reporting to UNFCCC.
<i>Automatic check</i>	<ul style="list-style-type: none"> • Dashboard – Completeness: sectors • Consistency - other sector selected
<i>Corrective action</i>	<p>Request to include or delete a sector. If a selected sector does not correspond with the description of the PaM, request additional information and ask to expand the description.</p>



QA/QC process



- Feedback file used for communication:
 - Dashboard
 - Findings
- Reporters are responsible for implementing changes.
- Aim is to improve reporting, to have best information available.
- In case of questions, feel free to get in touch.

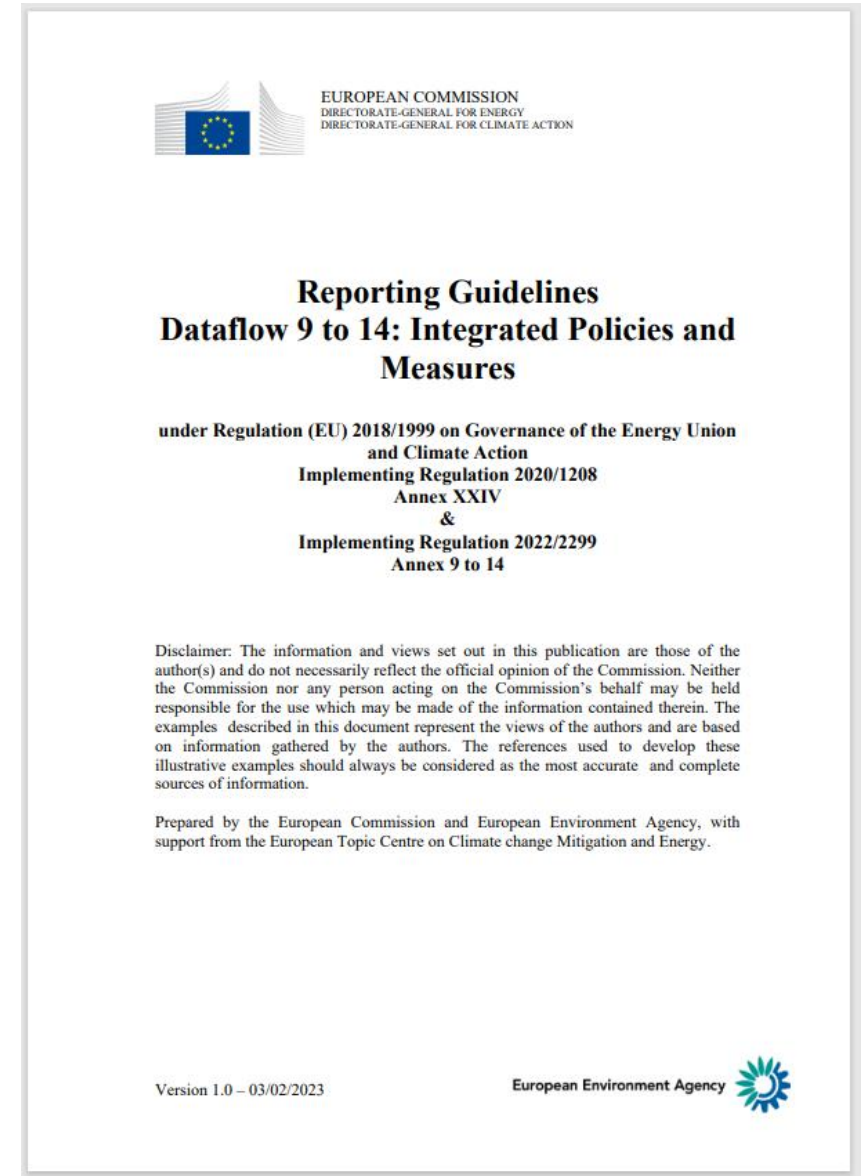


Questions and support



Guidelines for reporters (in the Data Help, CIRCABC, [Eionet](#))

- Introduction
- Reportnet 3
- Thematic guidelines for reporting
 - introduction to integrated reporting on PaMs
 - PaMs attributes and progress
 - Annex X: new PaMs EED
 - Annex XI: EED Article 7
 - Annex XII: EED Article 5
 - Annex XIII: Financing
 - Annex XIV: Air Quality
- Finalising reporting
- Quality assurance and quality control
- Frequently Asked Questions



Recorded training sessions (direct link & in the Data Help)

Search

Reportnet 3 tutorials

European Environment Agency

23 videos 1,057 views Last updated on Jun 16, 2022

Play all Shuffle

- 14 Greenhouse gas policies and measures - extra session on import functionality (17 02 2021)
European Environment Agency • 59 views • 1 year ago
- 15 Adaptation reporting - EEA Interactive training session 2 20210211
European Environment Agency • 44 views • 1 year ago
- 16 National Systems for PaMs and projections - EEA Interactive session 2 12 02 2021
European Environment Agency • 22 views • 1 year ago
- 17 Greenhouse gas policies and measures - Interactive EEA session 1 (08 02 2021)
European Environment Agency • 55 views • 1 year ago
- 18 Walk though of national systems for policies and measures and projections reporting in Reportnet 3
European Environment Agency • 55 views • 2 years ago
- 19 Walk-though of GHG policies and measures reporting in Reportnet 3
European Environment Agency • 84 views • 2 years ago

Available: https://www.youtube.com/playlist?list=PL1_QSyumTz7BDCar7q2ZmvKvc-15Q5RVr

Next steps

- Opening of the dataflow (EEA)
- Recording a training session (EEA)
- Organising a training session on import functionality-technical, per demand (EEA)
- Updating guidelines for reporters (EEA/ETC, EC)
- Preparing for the QA/QC (EEA/ETC)
- Reporting on integrated PaMs (EU MS)
- Checking submissions from 15.03 (EEA/ETC)
- Providing feedback/communication (EEA/ETC, MS, EC)
- Quality-checked information used in other products & processes
- Dissemination of quality checked information



Photo: Tobias Terman Olsen

Thank you !

Contact us for support: govreg@eea.europa.eu

